Buff cocker spaniel puppy with a slipper

Needlepoint pattern | 90 x 126 stitches | 5 x 7 in (12.7 x 17.8 cm) on 18 mesh | 20 colors



How to stitch it



1. Each square is one tent stitch, up at 1, down at 2. Lines in continental, right to left, the canvas upside down for the next row; wide areas in basketweave.
2. Cut 18 in of thread. Start and end it without a knot left behind.
3. Mark the middle of the canvas. It is the outlined square on page 2, column 45, row 63 (DMC 321): start there. Count threads, not holes.
4. Go on from it: picture first, background last. Gray squares are on two pages: stitch them once.
5. When it is done, block it square.

First time? How to needlepoint: flossfield.com/needlepoint/guides/how-to-start/
How to read a chart: flossfield.com/needlepoint/guides/how-to-read-a-chart/

What you need

Canvas: blank mono canvas, 18 mesh (18 threads to the inch), cut 9 in wide x 11 in high (22.9 x 27.9 cm).

Needle: blunt tapestry, size 22. Also masking tape for the cut edges, and small scissors.

Thread: six-strand floss, 20 colors, about 21 skeins in all (an estimate). Stitch with 4 strands (5 or 6 if canvas shows).

Frame it: acid-free board and a frame.
How to frame needlepoint.

Thread list, DMC

			stitches	skeins
●	3750	Very Dark Antique Blue	2,450	2
■	739	Ultra Very Light Tan	1,234	1
▲	930	Dark Antique Blue	1,039	1
◆	437	Light Tan	941	1
▼	436	Tan	708	1
★	738	Very Light Tan	630	1
❖	433	Medium Brown	625	1
X	815	Medium Garnet	516	1
H	712	Cream	497	1
+	435	Very Light Brown	473	1
=	932	Light Antique Blue	445	1
Z	801	Dark Coffee Brown	427	1
A	321	Red	331	1
V	931	Medium Antique Blue	306	1
T	938	Ultra Dark Coffee Brown	265	1
N	434	Light Brown	262	1
S	3752	Very Light Antique Blue	66	1
K	3862	Dark Mocha Beige	60	1
E	350	Medium Coral	35	1
C	3790	Ultra Dark Beige Gray	30	1

Skeins are estimates: the thread a stitch takes on the front and back of 18 mesh canvas, plus 30 percent, rounded up for each color.
Thread colors are approximate screen matches to DMC numbers. Check against real thread before you buy.
For your own stitching, gifts and handmade pieces you sell. Do not resell or share this PDF or copies of it.

Buff cocker spaniel puppy with a slipper

Needlepoint pattern

Columns 1 to 90, rows 1 to 67. Start at the red outline

This page is the dark part of the chart



Key

- **DMC 3750** Very Dark Antique Blue
- **DMC 739** Ultra Very Light Tan
- **DMC 930** Dark Antique Blue
- **DMC 437** Light Tan
- **DMC 436** Tan
- **DMC 738** Very Light Tan
- **DMC 433** Medium Brown
- **X** **DMC 815** Medium Garnet
- **H** **DMC 712** Cream
- **+** **DMC 435** Very Light Brown
- **Z** **DMC 801** Dark Coffee Brown
- **A** **DMC 321** Red
- **T** **DMC 938** Ultra Dark Coffee Brown
- **N** **DMC 434** Light Brown
- **E** **DMC 350** Medium Coral

Buff cocker spaniel puppy with a slipper

Needlepoint pattern

Columns 1 to 90, rows 68 to 126. Gray squares: charted already, do not stitch again

This page is the dark part of the chart

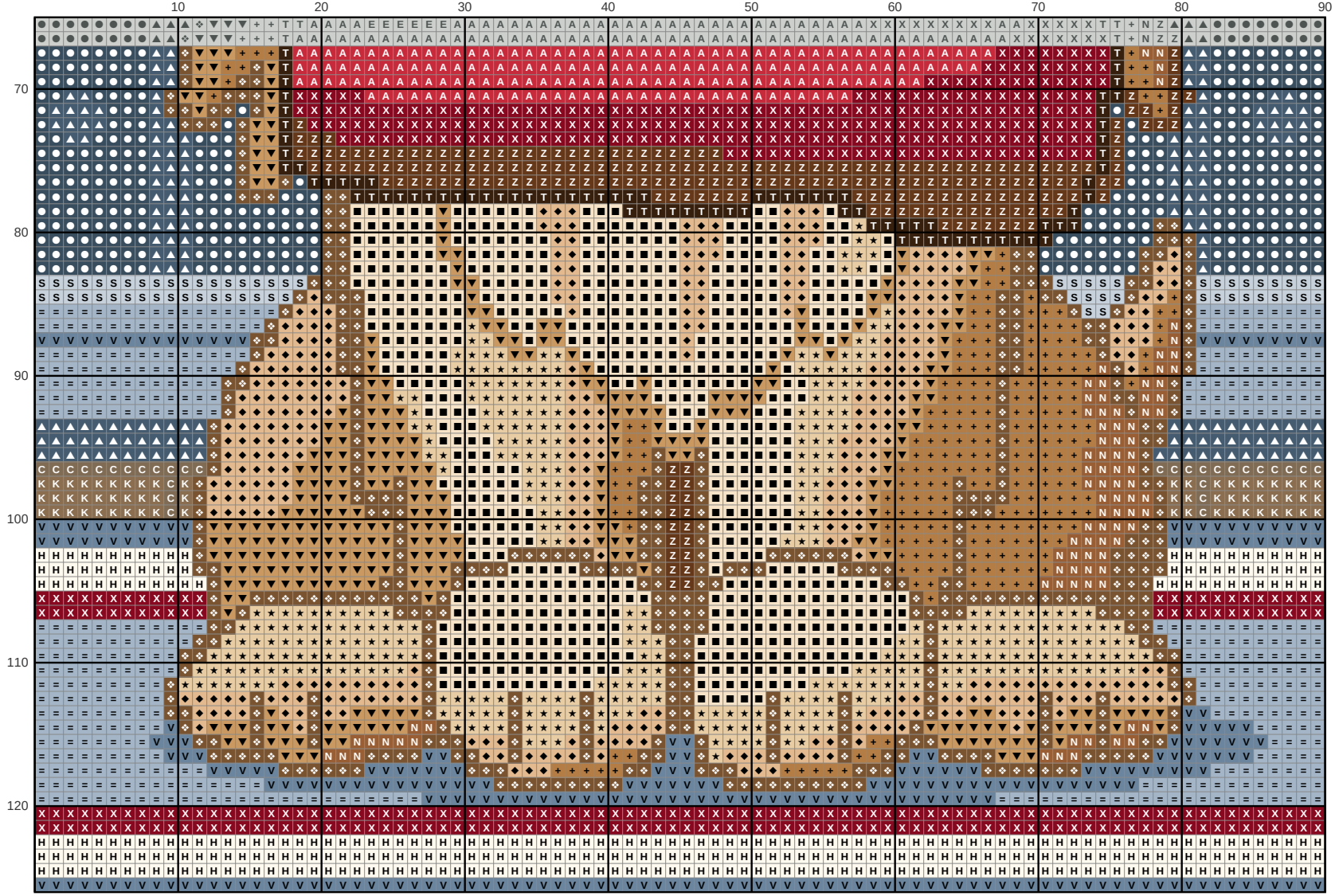

Key

- **DMC 3750** Very Dark Antique Blue
- **DMC 739** Ultra Very Light Tan
- **DMC 930** Dark Antique Blue
- **DMC 437** Light Tan
- **DMC 436** Tan
- **DMC 738** Very Light Tan
- **DMC 433** Medium Brown
- **DMC 815** Medium Garnet
- **DMC 712** Cream
- **DMC 435** Very Light Brown
- **DMC 932** Light Antique Blue
- **DMC 801** Dark Coffee Brown
- **DMC 321** Red
- **DMC 931** Medium Antique Blue
- **DMC 938** Ultra Dark Coffee Brown
- **DMC 434** Light Brown
- **DMC 3752** Very Light Antique Blue
- **DMC 3862** Dark Mocha Beige
- **DMC 3790** Ultra Dark Beige Gray