Red dahlia in all reds

Needlepoint pattern | 140 x 140 stitches | 14 x 14 in (35.6 x 35.6 cm) on 10 mesh | 7 colors



Thread key

			stitches	yards	skeins of pearl
●	**DMC 814**	Dark Garnet	6,983	86	11
■	**DMC 816**	Garnet	3,272	41	5
▲	**DMC 817**	Very Dark Coral Red	3,134	39	5
◆	**DMC 666**	Bright Red	2,090	26	4
▼	**DMC 350**	Medium Coral	1,714	22	3
★	**DMC 891**	Dark Carnation	1,348	17	3
❖	**DMC 35**	Very Dark Fuchsia	1,059	14	2

One chart square is one tent stitch over one canvas intersection.

Cut the canvas at least 18 x 18 in (45.7 x 45.7 cm) for 10 mesh: the design and 2 in (5.1 cm) of margin on every side.

19,600 stitches in all. Start from the center: a red arrow above the chart marks the center column, and one to the left of it the center row. The arrows are on the pages those lines cross.

The chart is divided evenly over 4 pages. Where chart pages join, gray squares repeat two rows or columns. The small picture at the top of each chart page shows which part it is.

Thread: pearl cotton size 3, 2 strands in the needle on 10 mesh, about 33 skeins of 16.4 yd in all. Or six-strand floss, 8 to 10 strands, about 50 skeins of 8.7 yd; or tapestry wool, 1 strand, about 30 skeins of 8.7 yd; or Persian wool, 3 strands, about 34 skeins of 8 yd. Wool is numbered differently: match it by eye. Needle: tapestry, size 16 or 18.

Yards and skeins are estimates: the thread a stitch takes on the front and back of 10 mesh canvas, plus 30 percent, rounded up for each color (about 245 yards in all, as the thread lies in the needle).

Thread colors are approximate screen matches to DMC numbers. Check against real thread before you buy.

Make it a pillow: also have backing fabric, an insert the size of the stitching or an inch larger, and cord or piping for the edge. The seam takes the last two rows: stitch two extra rows all round, or keep the edge plain. "How to finish a pillow" is a guide linked from this pattern's page.

For your own stitching, gifts and handmade pieces you sell. Do not resell or share this PDF or copies of it.

Red dahlia in all reds Needlepoint pattern

Chart 1 of 4: columns 1 to 70, rows 1 to 70

This page is the dark part of the chart



Key

- **DMC 814** Dark Garnet
- **DMC 816** Garnet
- **DMC 817** Very Dark Coral Red
- **DMC 666** Bright Red
- **DMC 350** Medium Coral
- **DMC 891** Dark Carnation
- **DMC 35** Very Dark Fuchsia

Red dahlia in all reds Needlepoint pattern

This page is the dark part of the chart

Chart 2 of 4: columns 71 to 140, rows 1 to 70; gray squares repeat columns 69 and 70



Key

- **DMC 814** Dark Garnet
- **DMC 816** Garnet
- **DMC 817** Very Dark Coral Red
- **DMC 666** Bright Red
- **DMC 350** Medium Coral
- **DMC 891** Dark Carnation
- **DMC 35** Very Dark Fuchsia

Red dahlia in all reds Needlepoint pattern

Chart 3 of 4: columns 1 to 70, rows 71 to 140; gray squares repeat rows 69 and 70

This page is the dark part of the chart



Key

- **DMC 814** Dark Garnet
- **DMC 816** Garnet
- **DMC 817** Very Dark Coral Red
- **DMC 666** Bright Red
- **DMC 350** Medium Coral
- **DMC 891** Dark Carnation
- **DMC 35** Very Dark Fuchsia

Red dahlia in all reds Needlepoint pattern

This page is the dark part of the chart

Chart 4 of 4: columns 71 to 140, rows 71 to 140; gray squares repeat columns 69 and 70 and rows 69 and 70



Key

- **DMC 814** Dark Garnet
- **DMC 816** Garnet
- **DMC 817** Very Dark Coral Red
- **DMC 666** Bright Red
- **DMC 350** Medium Coral
- **DMC 891** Dark Carnation
- **DMC 35** Very Dark Fuchsia