Deer and fawn in the snow stocking

Needlepoint pattern | 143 x 234 stitches | 11 x 18 in (27.9 x 45.7 cm) on 13 mesh | 24 colors



Thread key, DMC

			stitches	yards	skeins
●	BLANC	White	2,991	29	5
■	815	Medium Garnet	2,696	26	4
▲	3756	Ultra Very Light Baby Blue	2,273	22	4
◆	3325	Light Baby Blue	1,902	19	3
▼	898	Very Dark Coffee Brown	1,585	16	3
★	3841	Pale Baby Blue	1,582	15	3
❖	775	Very Light Baby Blue	1,384	14	3
X	3752	Very Light Antique Blue	1,177	12	2
O	801	Dark Coffee Brown	1,130	11	2
+	3862	Dark Mocha Beige	1,026	10	2
=	3863	Medium Mocha Beige	1,002	10	2
Z	3864	Light Mocha Beige	506	5	1
A	738	Very Light Tan	443	5	1
V	436	Tan	441	5	1
T	434	Light Brown	436	5	1
N	321	Red	392	4	1
S	433	Medium Brown	391	4	1
K	932	Light Antique Blue	350	4	1
E	498	Dark Red	324	4	1
C	3753	Ultra Very Light Antique Blue	298	3	1
P	3371	Black Brown	263	3	1
U	350	Medium Coral	216	3	1
L	712	Cream	57	1	1
2	3770	Very Light Tawny	55	1	1

One chart square is one tent stitch over one canvas intersection.

Cut the canvas at least 15 x 22 in (38.1 x 55.9 cm) for 13 mesh: the design and 2 in (5.1 cm) of margin on every side.

22,920 stitches in all, inside the outline: the chart is 143 x 234 at its widest and tallest. Start from the center: a red arrow above the chart marks the center column, and one to the left of it the center row. The arrows are on the pages those lines cross.

The chart is on 4 pages, each cut to what is stitched: bare canvas has no page, and a join falls on plain ground where it can. Pages 2 and 3 are turned on their side, for a part that is wider than it is tall. Where chart pages join, gray squares repeat two rows or columns. The small picture at the top of each chart page shows which part it is.

Thread: six-strand floss, 7 or 8 strands in the needle on 13 mesh (counted at 8), about 46 skeins of 8.7 yd in all. Or pearl cotton size 3, 1 strand, about 28 skeins of 16.4 yd; or tapestry wool, 1 strand, about 40 skeins of 8.7 yd; or Persian wool, 2 strands, about 33 skeins of 8 yd. Wool is numbered differently: match it by eye. Needle: tapestry, size 20.

Yards and skeins are estimates: the thread a stitch takes on the front and back of 13 mesh canvas, plus 30 percent, rounded up for each color (about 231 yards in all, as the thread lies in the needle).

Thread colors are approximate screen matches to DMC numbers. Check against real thread before you buy.

Make it a stocking: also have backing and lining fabric, cord or piping, and a loop. Finishers ask for stockings months before Christmas, and most want two extra rows all round. Ask yours before the edge, and stitch a name first. "How to finish a stocking" is a guide linked from this pattern's page.

For your own stitching, gifts and handmade pieces you sell. Do not resell or share this PDF.

Deer and fawn in the snow stocking

Needlepoint pattern

Chart 1 of 4: columns 62 to 143, rows 1 to 71

This page is the dark part of the chart



Deer and fawn in the snow stocking

Needlepoint pattern

Chart 2 of 4: columns 61 to 143, rows 72 to 140; gray squares repeat rows 70 and 71

This page is the dark part of the chart



Deer and fawn in the snow stocking

Needlepoint pattern

Chart 3 of 4: columns 1 to 72, rows 141 to 234; gray squares repeat rows 139 and 140

This page is the dark part of the chart



Deer and fawn in the snow stocking

Needlepoint pattern

This page is the dark part of the chart

Chart 4 of 4: columns 73 to 143, rows 141 to 234; gray squares repeat columns 71 and 72 and rows 139 and 140

