Don't believe everything you think

Needlepoint pattern | 169 x 229 stitches | 13 x 17.6 in (33 x 44.7 cm) on 13 mesh | 18 colors



How to stitch it



1. Each square is one tent stitch, up at 1, down at 2. Lines in continental, right to left, the canvas upside down for the next row; wide areas in basketweave.
2. Cut 18 in of thread. Start and end it without a knot left behind.
3. Mark the middle of the canvas. It is the outlined square on page 5, column 85, row 115 (DMC 500): start there. Count threads, not holes.
4. Go on from it: picture first, background last. Gray squares are on two pages: stitch them once.
5. When it is done, block it square.

First time? How to needlepoint: flossfield.com/needlepoint/guides/how-to-start/
How to read a chart: flossfield.com/needlepoint/guides/how-to-read-a-chart/

What you need

Canvas: blank mono canvas, 13 mesh (13 threads to the inch), cut 17 in wide x 22 in high (43.2 x 55.9 cm).

Needle: blunt tapestry, size 20. Also masking tape for the cut edges, and small scissors.

Thread: six-strand floss, 18 colors, about 67 skeins in all (an estimate). Stitch with 7 strands (8 if canvas shows).

Frame it: acid-free board and a frame.
How to frame needlepoint.

Thread list, DMC

			stitches	skeins
●	**3865**	Winter White	23,622	35
□	**500**	Very Dark Blue Green	3,885	6
▲	**154**	Very Dark Grape	2,789	5
◆	**3803**	Dark Mauve	1,398	3
▼	**3829**	Very Dark Old Gold	1,296	2
★	**3688**	Medium Mauve	796	2
❖	**3689**	Light Mauve	742	2
X	**3687**	Mauve	737	2
H	**738**	Very Light Tan	631	1
+	**739**	Ultra Very Light Tan	588	1
=	**3802**	Very Dark Antique Mauve	465	1
Z	**987**	Dark Forest Green	419	1
A	**729**	Medium Old Gold	388	1
V	**818**	Baby Pink	331	1
T	**3348**	Light Yellow Green	296	1
N	**BLANC**	White	144	1
S	**437**	Light Tan	96	1
K	**819**	Light Baby Pink	78	1

Skeins are estimates: the thread a stitch takes on the front and back of 13 mesh canvas, plus 30 percent, rounded up for each color.
Thread colors are approximate screen matches to DMC numbers. Check against real thread before you buy.
For your own stitching, gifts and handmade pieces you sell. Do not resell or share this PDF or copies of it.

Don't believe everything you think

Needlepoint pattern

Columns 1 to 85, rows 1 to 69

This page is the dark part of the chart



Key

- ● **DMC 3865** Winter White
- ◻ **DMC 500** Very Dark Blue Green
- ▲ **DMC 154** Very Dark Grape
- ◆ **DMC 3803** Dark Mauve
- ▼ **DMC 3829** Very Dark Old Gold
- ★ **DMC 3688** Medium Mauve
- ❖ **DMC 3689** Light Mauve
- X **DMC 3687** Mauve
- H **DMC 738** Very Light Tan
- \+ **DMC 739** Ultra Very Light Tan
- = **DMC 3802** Very Dark Antique Mauve
- A **DMC 729** Medium Old Gold
- V **DMC 818** Baby Pink
- N **DMC BLANC** White
- S **DMC 437** Light Tan
- K **DMC 819** Light Baby Pink

Don't believe everything you think

Needlepoint pattern

Columns 86 to 169, rows 1 to 69. Gray squares: charted already, do not stitch again

This page is the dark part of the chart



Key

- ● **DMC 3865** Winter White
- ▢ **DMC 500** Very Dark Blue Green
- ▲ **DMC 154** Very Dark Grape
- ◆ **DMC 3803** Dark Mauve
- ▼ **DMC 3829** Very Dark Old Gold
- ★ **DMC 3688** Medium Mauve
- ❖ **DMC 3689** Light Mauve
- X **DMC 3687** Mauve
- H **DMC 738** Very Light Tan
- \+ **DMC 739** Ultra Very Light Tan
- = **DMC 3802** Very Dark Antique Mauve
- A **DMC 729** Medium Old Gold
- V **DMC 818** Baby Pink
- N **DMC BLANC** White
- S **DMC 437** Light Tan

Don't believe everything you think

Needlepoint pattern

Columns 1 to 57, rows 70 to 162. Gray squares: charted already, do not stitch again



Key

- ● **DMC 3865** Winter White
- □ **DMC 500** Very Dark Blue Green
- ▲ **DMC 154** Very Dark Grape
- ◆ **DMC 3803** Dark Mauve
- ▼ **DMC 3829** Very Dark Old Gold
- ★ **DMC 3688** Medium Mauve
- ❖ **DMC 3689** Light Mauve
- X **DMC 3687** Mauve
- H **DMC 738** Very Light Tan
- \+ **DMC 739** Ultra Very Light Tan
- = **DMC 3802** Very Dark Antique Mauve
- Z **DMC 987** Dark Forest Green
- A **DMC 729** Medium Old Gold
- V **DMC 818** Baby Pink
- T **DMC 3348** Light Yellow Green
- N **DMC BLANC** White
- S **DMC 437** Light Tan

Don't believe everything you think

Needlepoint pattern

This page is the dark part of the chart

Columns 58 to 113, rows 70 to 162. Start at the red outline. Gray squares: charted already, do not stitch again



Key

- ● **DMC 3865** Winter White
- ■ **DMC 500** Very Dark Blue Green
- ▲ **DMC 154** Very Dark Grape
- ◆ **DMC 3803** Dark Mauve
- ▼ **DMC 3829** Very Dark Old Gold
- ★ **DMC 3688** Medium Mauve
- ❖ **DMC 3689** Light Mauve
- X **DMC 3687** Mauve
- H **DMC 738** Very Light Tan
- \+ **DMC 739** Ultra Very Light Tan
- = **DMC 3802** Very Dark Antique Mauve
- Z **DMC 987** Dark Forest Green
- A **DMC 729** Medium Old Gold
- V **DMC 818** Baby Pink
- T **DMC 3348** Light Yellow Green
- N **DMC BLANC** White
- S **DMC 437** Light Tan

Don't believe everything you think

Needlepoint pattern

This page is the dark part of the chart

Columns 114 to 169, rows 70 to 162. Gray squares: charted already, do not stitch again



Key

- ● **DMC 3865** Winter White
- □ **DMC 500** Very Dark Blue Green
- ▲ **DMC 154** Very Dark Grape
- ◆ **DMC 3803** Dark Mauve
- ▼ **DMC 3829** Very Dark Old Gold
- ★ **DMC 3688** Medium Mauve
- ❖ **DMC 3689** Light Mauve
- X **DMC 3687** Mauve
- H **DMC 738** Very Light Tan
- \+ **DMC 739** Ultra Very Light Tan
- = **DMC 3802** Very Dark Antique Mauve
- Z **DMC 987** Dark Forest Green
- A **DMC 729** Medium Old Gold
- T **DMC 3348** Light Yellow Green
- N **DMC BLANC** White
- S **DMC 437** Light Tan

Don't believe everything you think

Needlepoint pattern

Columns 1 to 85, rows 163 to 229. Gray squares: charted already, do not stitch again

This page is the dark part of the chart



Key

- DMC 3865 Winter White
- DMC 154 Very Dark Grape
- DMC 3829 Very Dark Old Gold

Don't believe everything you think

Needlepoint pattern

Columns 86 to 169, rows 163 to 229. Gray squares: charted already, do not stitch again

This page is the dark part of the chart



Key

- DMC 3865 Winter White
- DMC 154 Very Dark Grape
- DMC 3829 Very Dark Old Gold