Downy woodpecker on a white birch

Needlepoint pattern | 90 x 126 stitches | 5 x 7 in (12.7 x 17.8 cm) on 18 mesh | 20 colors



How to stitch it



1. Each square is one tent stitch, up at 1, down at 2. Lines in continental, right to left, the canvas upside down for the next row; wide areas in basketweave.
2. Cut 18 in of thread. Start and end it without a knot left behind.
3. Mark the middle of the canvas. It is the outlined square on page 2, column 45, row 63 (DMC BLANC): start there. Count threads, not holes.
4. Go on from it: picture first, background last. Gray squares are on two pages: stitch them once.
5. When it is done, block it square.

First time? How to needlepoint: flossfield.com/needlepoint/guides/how-to-start/
How to read a chart: flossfield.com/needlepoint/guides/how-to-read-a-chart/

What you need

Canvas: blank mono canvas, 18 mesh (18 threads to the inch), cut 9 in wide x 11 in high (22.9 x 27.9 cm).

Needle: blunt tapestry, size 22. Also masking tape for the cut edges, and small scissors.

Thread: six-strand floss, 20 colors, about 21 skeins in all (an estimate). Stitch with 4 strands (5 or 6 if canvas shows).

Frame it: acid-free board and a frame.
How to frame needlepoint.

Thread list, DMC

			stitches	skeins
●	3363	Medium Pine Green	1,756	2
■	BLANC	White	1,260	1
▲	ECRU	Ecru	1,168	1
◆	522	Fern Green	1,162	1
▼	3051	Dark Green Gray	1,043	1
★	3743	Very Light Antique Violet	884	1
❖	310	Black	767	1
X	928	Very Light Gray Green	584	1
H	3042	Light Antique Violet	560	1
+	927	Light Gray Green	480	1
=	3799	Very Dark Pewter Gray	425	1
Z	3041	Medium Antique Violet	370	1
A	677	Very Light Old Gold	367	1
V	3013	Light Khaki Green	192	1
T	3856	Ultra Very Light Mahogany	98	1
N	318	Light Steel Gray	76	1
S	930	Dark Antique Blue	75	1
K	321	Red	38	1
E	839	Dark Beige Brown	26	1
C	815	Medium Garnet	9	1

Skeins are estimates: the thread a stitch takes on the front and back of 18 mesh canvas, plus 30 percent, rounded up for each color.
Thread colors are approximate screen matches to DMC numbers. Check against real thread before you buy.
For your own stitching, gifts and handmade pieces you sell. Do not resell or share this PDF or copies of it.

Downy woodpecker on a white birch

Needlepoint pattern

Columns 1 to 90, rows 1 to 67. Start at the red outline

This page is the dark part of the chart



Key

- DMC 3363 — Medium Pine Green
- DMC BLANC — White
- DMC ECRU — Ecru
- DMC 522 — Fern Green
- DMC 3051 — Dark Green Gray
- DMC 3743 — Very Light Antique Violet
- DMC 310 — Black
- DMC 928 — Very Light Gray Green
- DMC 3042 — Light Antique Violet
- DMC 927 — Light Gray Green
- DMC 3799 — Very Dark Pewter Gray
- DMC 3041 — Medium Antique Violet
- DMC 318 — Light Steel Gray
- DMC 930 — Dark Antique Blue
- DMC 321 — Red
- DMC 815 — Medium Garnet

Downy woodpecker on a white birch

Needlepoint pattern

Columns 1 to 90, rows 68 to 126. Gray squares: charted already, do not stitch again

This page is the dark part of the chart



Key

- DMC 3363 — Medium Pine Green
- DMC BLANC — White
- DMC ECRU — Ecru
- DMC 522 — Fern Green
- DMC 3051 — Dark Green Gray
- DMC 3743 — Very Light Antique Violet
- DMC 310 — Black
- DMC 928 — Very Light Gray Green
- DMC 3042 — Light Antique Violet
- DMC 927 — Light Gray Green
- DMC 3799 — Very Dark Pewter Gray
- DMC 3041 — Medium Antique Violet
- DMC 677 — Very Light Old Gold
- DMC 3013 — Light Khaki Green
- DMC 3856 — Ultra Very Light Mahogany
- DMC 318 — Light Steel Gray
- DMC 930 — Dark Antique Blue
- DMC 839 — Dark Beige Brown