Black English cocker on a sled

Needlepoint pattern | 143 x 234 stitches | 11 x 18 in (27.9 x 45.7 cm) on 13 mesh | 24 colors



Thread key, DMC

			stitches	yards	skeins
●	**3865**	Winter White	5,026	48	8
■	**3753**	Ultra Very Light Antique Blue	2,752	27	4
▲	**712**	Cream	2,434	24	4
◆	**310**	Black	1,478	14	3
▼	**321**	Red	1,155	11	2
★	**3750**	Very Dark Antique Blue	1,129	11	2
❖	**932**	Light Antique Blue	1,029	10	2
X	**3752**	Very Light Antique Blue	972	10	2
O	**815**	Medium Garnet	972	10	2
+	**501**	Dark Blue Green	889	9	2
=	**340**	Medium Blue Violet	784	8	2
Z	**500**	Very Dark Blue Green	703	7	2
A	**3743**	Very Light Antique Violet	694	7	2
V	**931**	Medium Antique Blue	642	7	1
T	**3824**	Light Apricot	506	5	1
N	**502**	Blue Green	485	5	1
S	**433**	Medium Brown	318	4	1
K	**350**	Medium Coral	282	3	1
E	**437**	Light Tan	195	2	1
C	**898**	Very Dark Coffee Brown	181	2	1
P	**948**	Very Light Peach	137	2	1
U	**745**	Light Pale Yellow	101	1	1
L	**783**	Medium Topaz	34	1	1
2	**435**	Very Light Brown	22	1	1

One chart square is one tent stitch over one canvas intersection.

Cut the canvas at least 15 x 22 in (38.1 x 55.9 cm) for 13 mesh: the design and 2 in (5.1 cm) of margin on every side.

22,920 stitches in all, inside the outline: the chart is 143 x 234 at its widest and tallest. Start from the center: a red arrow above the chart marks the center column, and one to the left of it the center row. The arrows are on the pages those lines cross.

The chart is on 4 pages, each cut to what is stitched: bare canvas has no page, and a join falls on plain ground where it can. Pages 2 and 3 are turned on their side, for a part that is wider than it is tall. Where chart pages join, gray squares repeat two rows or columns. The small picture at the top of each chart page shows which part it is.

For a name: the dashed box on the cuff is its plain part, 82 x 24 stitches, columns 62 to 143 and rows 1 to 24. The two red marks in it are its middle (between columns 102 and 103): center the name there, not under the arrow of the whole chart.

Thread: six-strand floss, 7 or 8 strands in the needle on 13 mesh (counted at 8), about 48 skeins of 8.7 yd in all. Or pearl cotton size 3, 1 strand, about 28 skeins of 16.4 yd; or tapestry wool, 1 strand, about 39 skeins of 8.7 yd; or Persian wool, 2 strands, about 31 skeins of 8 yd. Wool is numbered differently: match it by eye. Needle: tapestry, size 20.

Yards and skeins are estimates: the thread a stitch takes on the front and back of 13 mesh canvas, plus 30 percent, rounded up for each color (about 229 yards in all, as the thread lies in the needle).

Thread colors are approximate screen matches to DMC numbers. Check against real thread before you buy.

Make it a stocking: also have backing and lining fabric, cord or piping, and a loop. Finishers ask for stockings months before Christmas, and most want two extra rows all round. Ask yours before the edge, and stitch a name first. "How to finish a stocking" is a guide linked from this pattern's page.

For your own stitching, gifts and handmade pieces you sell. Do not resell or share this PDF or copies of it.

Black English cocker on a sled

Needlepoint pattern

Chart 1 of 4: columns 62 to 143, rows 1 to 71

This page is the dark part of the chart



Key

●	DMC 3865	Winter White
■	DMC 3753	
▲	DMC 712	Cream
▼	DMC 321	Red
X	DMC 3752	
O	DMC 815	Medium Garnet
+	DMC 501	Dark Blue Green
=	DMC 340	
Z	DMC 500	
A	DMC 3743	
T	DMC 3824	Light Apricot
N	DMC 502	Blue Green
S	DMC 433	Medium Brown
C	DMC 898	
P	DMC 948	Very Light Peach

Black English cocker on a sled

Needlepoint pattern

Chart 2 of 4: columns 61 to 143, rows 72 to 140; gray squares repeat rows 70 and 71

This page is the dark part of the chart



Key

- ● DMC 3865 Winter White
- ■ DMC 3753
- ◆ DMC 310 Black
- ▼ DMC 321 Red
- ★ DMC 3750
- ❖ DMC 932
- X DMC 3752
- O DMC 815
- \+ DMC 501
- = DMC 340
- Z DMC 500
- V DMC 931
- T DMC 3824 Light Apricot
- N DMC 502 Blue Green
- S DMC 433 Medium Brown
- C DMC 898
- P DMC 948
- U DMC 745
- L DMC 783 Medium Topaz
- 2 DMC 435

Black English cocker on a sled

Needlepoint pattern

Chart 3 of 4: columns 1 to 72, rows 141 to 234; gray squares repeat rows 139 and 140

This page is the dark part of the chart



Black English cocker on a sled

Needlepoint pattern

This page is the dark part of the chart

Chart 4 of 4: columns 73 to 143, rows 141 to 234; gray squares repeat columns 71 and 72 and rows 139 and 140

