Flag of Mexico with eagle and dahlias

Needlepoint pattern | 160 x 120 stitches | 16 x 12 in (40.6 x 30.5 cm) on 10 mesh | 24 colors



Thread key, DMC

			stitches	yards	skeins
●	909	Very Dark Emerald Green	2,120	27	4
■	321	Red	2,079	26	4
▲	3818	Ultra Very Dark Emerald Green	1,958	25	3
◆	3865	Winter White	1,798	23	3
▼	815	Medium Garnet	1,765	22	3
★	911	Medium Emerald Green	1,278	16	2
❖	913	Medium Nile Green	1,148	15	2
X	351	Coral	1,085	14	2
O	938	Ultra Dark Coffee Brown	967	12	2
+	350	Medium Coral	748	10	2
=	955	Light Nile Green	667	9	2
Z	352	Light Coral	656	9	1
A	436	Tan	597	8	1
V	470	Light Avocado Green	452	6	1
T	937	Medium Avocado Green	423	6	1
N	434	Light Brown	376	5	1
S	801	Dark Coffee Brown	302	4	1
K	433	Medium Brown	246	4	1
E	739	Ultra Very Light Tan	225	3	1
C	725	Medium Light Topaz	103	2	1
P	3848	Medium Teal Green	84	2	1
U	472	Ultra Light Avocado Green	63	1	1
L	783	Medium Topaz	42	1	1
2	3753	Ultra Very Light Antique Blue	18	1	1

One chart square is one tent stitch over one canvas intersection.

Cut the canvas at least 20 x 16 in (50.8 x 40.6 cm) for 10 mesh: the design and 2 in (5.1 cm) of margin on every side.

19,200 stitches in all. Start from the center: a red arrow above the chart marks the center column, and one to the left of it the center row. The arrows are on the pages those lines cross.

The chart is divided evenly over 4 pages. Pages 2, 3, 4 and 5 are turned on their side, for a part that is wider than it is tall. Where chart pages join, gray squares repeat two rows or columns. The small picture at the top of each chart page shows which part it is.

Thread: pearl cotton size 3, 2 strands in the needle on 10 mesh, about 42 skeins of 16.4 yd in all. Or six-strand floss, 8 to 10 strands, about 59 skeins of 8.7 yd; or tapestry wool, 1 strand, about 40 skeins of 8.7 yd; or Persian wool, 3 strands, about 44 skeins of 8 yd. Wool is numbered differently: match it by eye. Needle: tapestry, size 16 or 18.

Yards and skeins are estimates: the thread a stitch takes on the front and back of 10 mesh canvas, plus 30 percent, rounded up for each color (about 251 yards in all, as the thread lies in the needle).

Thread colors are approximate screen matches to DMC numbers. Check against real thread before you buy.

Make it a pillow: also have backing fabric, an insert the size of the stitching or an inch larger, and cord or piping for the edge. The seam takes the last two rows: stitch two extra rows all round, or keep the edge plain. "How to finish a pillow" is a guide linked from this pattern's page.

For your own stitching, gifts and handmade pieces you sell. Do not resell or share this PDF or copies of it.

Flag of Mexico with eagle and dahlias

Needlepoint pattern

Chart 1 of 4: columns 1 to 80, rows 1 to 60

This page is the dark part of the chart



Flag of Mexico with eagle and dahlias

Needlepoint pattern

Chart 2 of 4: columns 81 to 160, rows 1 to 60; gray squares repeat columns 79 and 80

This page is the dark part of the chart



Flag of Mexico with eagle and dahlias

Needlepoint pattern

Chart 3 of 4: columns 1 to 80, rows 61 to 120; gray squares repeat rows 59 and 60

This page is the dark part of the chart



Flag of Mexico with eagle and dahlias

Needlepoint pattern

Chart 4 of 4: columns 81 to 160, rows 61 to 120; gray squares repeat columns 79 and 80 and rows 59 and 60

This page is the dark part of the chart



