Pink and green frog on a water lily

Needlepoint pattern | 90 x 90 stitches | 5 x 5 in (12.7 x 12.7 cm) on 18 mesh | 18 colors



Thread key, DMC

			stitches	yards	skeins
●	**939**	Very Dark Navy Blue	1,955	14	2
■	**605**	Very Light Cranberry	865	6	1
▲	**3815**	Dark Celadon Green	672	5	1
◆	**895**	Very Dark Hunter Green	653	5	1
▼	**3713**	Very Light Salmon	592	5	1
★	**704**	Bright Chartreuse	590	5	1
❖	**702**	Kelly Green	584	4	1
X	**3816**	Celadon Green	369	3	1
O	**907**	Light Parrot Green	332	3	1
+	**703**	Chartreuse	307	3	1
=	**603**	Cranberry	245	2	1
Z	**602**	Medium Cranberry	240	2	1
A	**915**	Dark Plum	224	2	1
V	**3865**	Winter White	138	1	1
T	**336**	Navy Blue	135	1	1
N	**772**	Very Light Yellow Green	116	1	1
S	**3820**	Dark Straw	49	1	1
K	**783**	Medium Topaz	34	1	1

One chart square is one tent stitch over one canvas intersection.

Cut the canvas at least 9 x 9 in (22.9 x 22.9 cm) for 18 mesh: the design and 2 in (5.1 cm) of margin on every side.

8,100 stitches in all. Start from the center: a red arrow above the chart marks the center column, and one to the left of it the center row. The arrows are on the pages those lines cross.

The chart is divided evenly over 2 pages. Where chart pages join, gray squares repeat two columns. The small picture at the top of each chart page shows which part it is.

Thread: six-strand floss, 4 to 6 strands in the needle on 18 mesh (counted at 6), about 19 skeins of 8.7 yd in all. Or pearl cotton size 5, 1 strand, about 18 skeins of 27.3 yd; or Persian wool, 1 strand, about 18 skeins of 8 yd. Wool is numbered differently: match it by eye. Needle: tapestry, size 22.

Yards and skeins are estimates: the thread a stitch takes on the front and back of 18 mesh canvas, plus 30 percent, rounded up for each color (about 64 yards in all, as the thread lies in the needle).

Thread colors are approximate screen matches to DMC numbers. Check against real thread before you buy.

Fit it into a lid: also have the box or tray, acid-free board and backing. Measure the opening first and add a row or two of background to sit under its edge. "How to fit it into a lid" is a guide linked from this pattern's page.

For your own stitching, gifts and handmade pieces you sell. Do not resell or share this PDF or copies of it.

Pink and green frog on a water lily

Needlepoint pattern

Chart 1 of 2: columns 1 to 45, rows 1 to 90

This page is the dark part of the chart



Key

O	DMC 939	Very Dark Navy Blue
■	DMC 605	Very Light Cranberry
▲	DMC 3815	Dark Celadon Green
◆	DMC 895	Very Dark Hunter Green
▼	DMC 3713	Very Light Salmon
★	DMC 704	Bright Chartreuse
❖	DMC 702	Kelly Green
X	DMC 3816	Celadon Green
O	DMC 907	Light Parrot Green
+	DMC 703	Chartreuse
=	DMC 603	Cranberry
Z	DMC 602	Medium Cranberry
A	DMC 915	Dark Plum
V	DMC 3865	Winter White
T	DMC 336	Navy Blue
N	DMC 772	Very Light Yellow Green
S	DMC 3820	Dark Straw
K	DMC 783	Medium Topaz

Pink and green frog on a water lily

Needlepoint pattern

This page is the dark part of the chart

Chart 2 of 2: columns 46 to 90, rows 1 to 90; gray squares repeat columns 44 and 45



Key

- DMC 939
- DMC 605
- DMC 3815
- DMC 895
- DMC 3713
- DMC 704 Bright Chartreuse
- DMC 702 Kelly Green
- DMC 3816 Celadon Green
- DMC 907 Light Parrot Green
- DMC 703 Chartreuse
- DMC 603 Cranberry
- DMC 602
- DMC 915 Dark Plum
- DMC 3865 Winter White
- DMC 336 Navy Blue
- DMC 3820 Dark Straw
- DMC 783 Medium Topaz