Havanese on a snowy lane stocking

Needlepoint pattern | 143 x 234 stitches | 11 x 18 in (27.9 x 45.7 cm) on 13 mesh | 24 colors



Thread key, DMC

			stitches	yards	skeins
●	**775**	Very Light Baby Blue	3,811	37	6
■	**3325**	Light Baby Blue	2,620	25	4
▲	**815**	Medium Garnet	2,554	25	4
◆	**3865**	Winter White	2,373	23	4
▼	**738**	Very Light Tan	1,428	14	3
★	**739**	Ultra Very Light Tan	1,240	12	2
❖	**500**	Very Dark Blue Green	1,071	11	2
X	**437**	Light Tan	974	10	2
O	**334**	Medium Baby Blue	928	9	2
+	**341**	Light Blue Violet	904	9	2
=	**712**	Cream	722	7	2
Z	**801**	Dark Coffee Brown	717	7	2
A	**435**	Very Light Brown	582	6	1
V	**433**	Medium Brown	546	6	1
T	**153**	Very Light Violet	519	5	1
N	**155**	Medium Dark Blue Violet	478	5	1
S	**321**	Red	326	4	1
K	**3824**	Light Apricot	307	3	1
E	**745**	Light Pale Yellow	267	3	1
C	**502**	Blue Green	197	2	1
P	**3371**	Black Brown	150	2	1
U	**3820**	Dark Straw	141	2	1
L	**310**	Black	49	1	1
2	**3712**	Medium Salmon	16	1	1

One chart square is one tent stitch over one canvas intersection.

Cut the canvas at least 15 x 22 in (38.1 x 55.9 cm) for 13 mesh: the design and 2 in (5.1 cm) of margin on every side.

22,920 stitches in all, inside the outline: the chart is 143 x 234 at its widest and tallest. Start from the center: a red arrow above the chart marks the center column, and one to the left of it the center row. The arrows are on the pages those lines cross.

The chart is on 4 pages, each cut to what is stitched: bare canvas has no page, and a join falls on plain ground where it can. Pages 2 and 3 are turned on their side, for a part that is wider than it is tall. Where chart pages join, gray squares repeat two rows or columns. The small picture at the top of each chart page shows which part it is.

For a name: the dashed box on the cuff is its plain part, 82 x 14 stitches, columns 62 to 143 and rows 6 to 19. The two red marks in it are its middle (between columns 102 and 103): center the name there, not under the arrow of the whole chart.

Thread: six-strand floss, 7 or 8 strands in the needle on 13 mesh (counted at 8), about 47 skeins of 8.7 yd in all. Or pearl cotton size 3, 1 strand, about 29 skeins of 16.4 yd; or tapestry wool, 1 strand, about 39 skeins of 8.7 yd; or Persian wool, 2 strands, about 33 skeins of 8 yd. Wool is numbered differently: match it by eye. Needle: tapestry, size 20.

Yards and skeins are estimates: the thread a stitch takes on the front and back of 13 mesh canvas, plus 30 percent, rounded up for each color (about 229 yards in all, as the thread lies in the needle).

Thread colors are approximate screen matches to DMC numbers. Check against real thread before you buy.

Make it a stocking: also have backing and lining fabric, cord or piping, and a loop. Finishers ask for stockings months before Christmas, and most want two extra rows all round. Ask yours before the edge, and stitch a name first. "How to finish a stocking" is a guide linked from this pattern's page.

For your own stitching, gifts and handmade pieces you sell. Do not resell or share this PDF or copies of it.

Havanese on a snowy lane stocking

Needlepoint pattern

Chart 1 of 4: columns 62 to 143, rows 1 to 71

This page is the dark part of the chart



Key

- DMC 775
- DMC 815 Medium Garnet
- DMC 3865 Winter White
- DMC 500
- DMC 341 Light Blue Violet
- DMC 801
- DMC 433 Medium Brown
- DMC 153 Very Light Violet
- DMC 155
- DMC 321 Red
- DMC 502 Blue Green

Havanese on a snowy lane stocking

Needlepoint pattern

Chart 2 of 4: columns 61 to 143, rows 72 to 140; gray squares repeat rows 70 and 71

This page is the dark part of the chart



Key

- ● DMC 775
- ■ DMC 3325
- ◆ DMC 3865 Winter White
- ▼ DMC 738 Very Light Tan
- ★ DMC 739
- ❖ DMC 500
- X DMC 437 Light Tan
- O DMC 334
- Z DMC 801
- A DMC 435
- V DMC 433 Medium Brown
- T DMC 153
- S DMC 321 Red
- K DMC 3824 Light Apricot
- E DMC 745
- C DMC 502 Blue Green
- U DMC 3820 Dark Straw

Havanese on a snowy lane stocking

Needlepoint pattern

Chart 3 of 4: columns 1 to 72, rows 141 to 234; gray squares repeat rows 139 and 140

This page is the dark part of the chart



Havanese on a snowy lane stocking

Needlepoint pattern

This page is the dark part of the chart

Chart 4 of 4: columns 73 to 143, rows 141 to 234; gray squares repeat columns 71 and 72 and rows 139 and 140

