Jumping spider with big eyes

Needlepoint pattern | 90 x 90 stitches | 5 x 5 in (12.7 x 12.7 cm) on 18 mesh | 18 colors



How to stitch it



1. Each square is one tent stitch, up at 1, down at 2. Lines in continental, right to left, the canvas upside down for the next row; wide areas in basketweave.
2. Cut 18 in of thread. Start and end it without a knot left behind.
3. Mark the middle of the canvas. It is the outlined square on page 2, column 45, row 45 (DMC 822): start there. Count threads, not holes.
4. Go on from it: picture first, background last. Gray squares are on two pages: stitch them once.
5. Last, two more rows all round, each stitch in the color it lies beside: the opening's edge hides them.

First time? How to needlepoint: flossfield.com/needlepoint/guides/how-to-start/
How to read a chart: flossfield.com/needlepoint/guides/how-to-read-a-chart/

What you need

Canvas: blank mono canvas, 18 mesh (18 threads to the inch), cut 9.5 in square (24.1 cm).

Needle: blunt tapestry, size 22. Also masking tape for the cut edges, and small scissors.

Thread: six-strand floss, 18 colors, about 19 skeins in all (an estimate). Stitch with 4 strands (5 or 6 if canvas shows).

Fit it into a lid: the box or tray, acid-free board and backing. Measure the opening first.
How to fit it into a lid.

Thread list, DMC

			stitches	skeins
●	3031	Very Dark Mocha Brown	1,429	2
□	3790	Ultra Dark Beige Gray	952	1
▲	310	Black	908	1
◆	778	Very Light Antique Mauve	831	1
▼	3836	Light Grape	797	1
★	841	Light Beige Brown	564	1
❖	822	Light Beige Gray	496	1
X	225	Ultra Very Light Shell Pink	491	1
H	500	Very Dark Blue Green	433	1
+	469	Avocado Green	351	1
=	921	Copper	220	1
Z	3772	Very Dark Desert Sand	164	1
A	918	Dark Red Copper	125	1
V	931	Medium Antique Blue	82	1
T	3849	Light Teal Green	81	1
N	471	Very Light Avocado Green	74	1
S	3847	Dark Teal Green	70	1
K	BLANC	White	32	1

Skeins are estimates, with the two extra rows: the thread a stitch takes on the front and back of 18 mesh canvas, plus 30 percent, rounded up for each color.

Thread colors are approximate screen matches to DMC numbers. Check against real thread before you buy.

For your own stitching, gifts and handmade pieces you sell. Do not resell or share this PDF or copies of it.

Jumping spider with big eyes Needlepoint pattern

Columns 1 to 49, rows 1 to 90. Start at the red outline

This page is the dark part of the chart

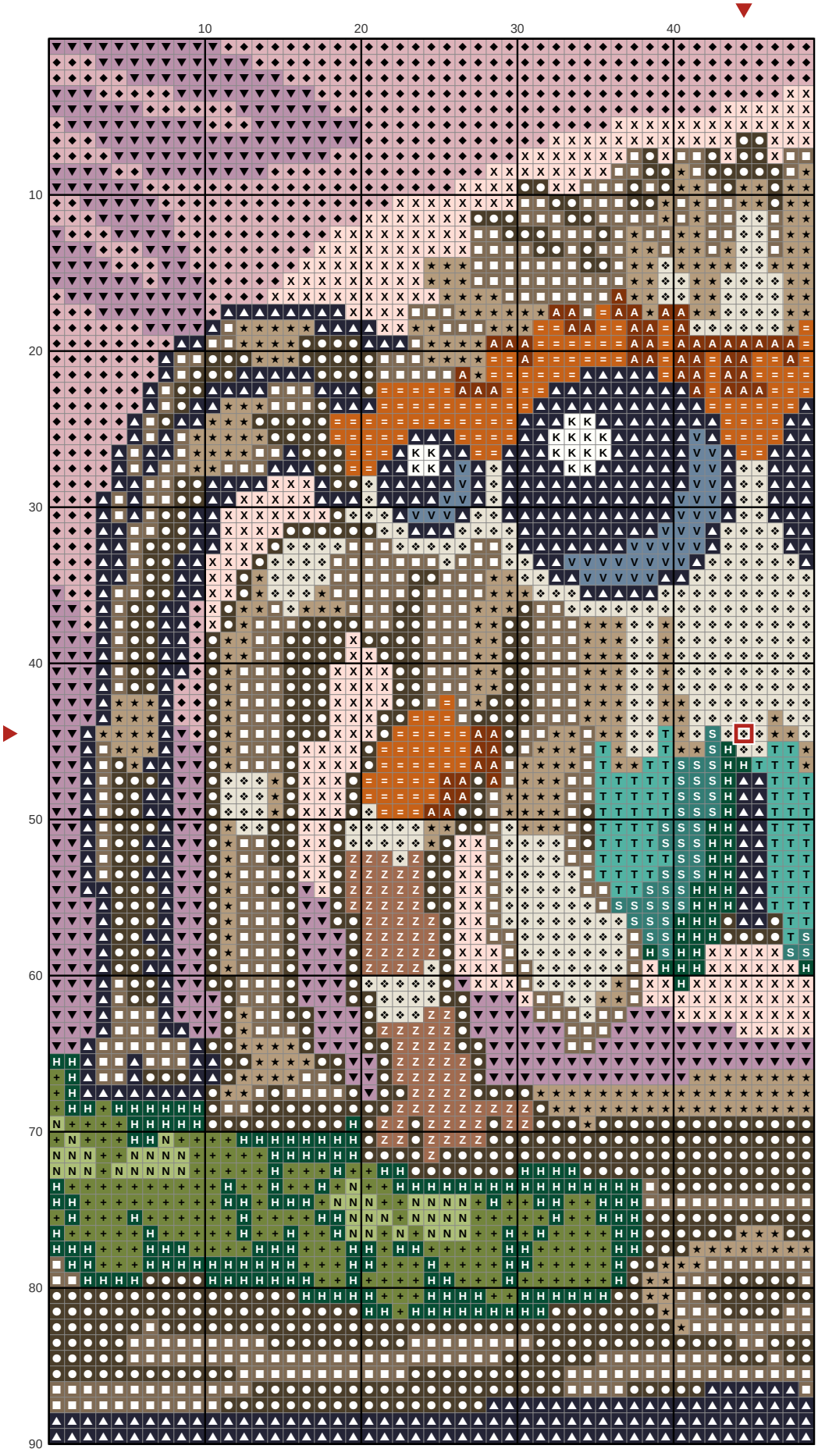

Key

- **DMC 3031** Very Dark Mocha Brown
- **DMC 3790** Ultra Dark Beige Gray
- **DMC 310** Black
- **DMC 778** Very Light Antique Mauve
- **DMC 3836** Light Grape
- **DMC 841** Light Beige Brown
- **DMC 822** Light Beige Gray
- **DMC 225** Ultra Very Light Shell Pink
- **DMC 500** Very Dark Blue Green
- **DMC 469** Avocado Green
- **DMC 921** Copper
- **DMC 3772** Very Dark Desert Sand
- **DMC 918** Dark Red Copper
- **DMC 931** Medium Antique Blue
- **DMC 3849** Light Teal Green
- **DMC 471** Very Light Avocado Green
- **DMC 3847** Dark Teal Green
- **DMC BLANC** White

Jumping spider with big eyes Needlepoint pattern

Columns 50 to 90, rows 1 to 90. Gray squares: charted already, do not stitch again

This page is the dark part of the chart



Key

- DMC 3031 Very Dark Mocha Brown
- DMC 3790 Ultra Dark Beige Gray
- DMC 310 Black
- DMC 778 Very Light Antique Mauve
- DMC 3836 Light Grape
- DMC 841 Light Beige Brown
- DMC 822 Light Beige Gray
- DMC 225 Ultra Very Light Shell Pink
- DMC 500 Very Dark Blue Green
- DMC 469 Avocado Green
- DMC 921 Copper
- DMC 3772 Very Dark Desert Sand
- DMC 918 Dark Red Copper
- DMC 931 Medium Antique Blue
- DMC 3849 Light Teal Green
- DMC 471 Very Light Avocado Green
- DMC 3847 Dark Teal Green
- DMC BLANC White