Yellow Labrador in Christmas lights

Needlepoint pattern | 140 x 140 stitches | 14 x 14 in (35.6 x 35.6 cm) on 10 mesh | 24 colors



Thread key, DMC

			stitches	yards	skeins
●	**500**	Very Dark Blue Green	10,853	134	17
■	**501**	Dark Blue Green	1,088	14	2
▲	**436**	Tan	941	12	2
◆	**437**	Light Tan	903	12	2
▼	**987**	Dark Forest Green	808	10	2
★	**434**	Light Brown	681	9	2
❖	**738**	Very Light Tan	672	9	2
X	**435**	Very Light Brown	645	8	1
O	**739**	Ultra Very Light Tan	537	7	1
+	**433**	Medium Brown	415	6	1
=	**895**	Very Dark Hunter Green	319	4	1
Z	**934**	Black Avocado Green	262	4	1
A	**3371**	Black Brown	261	4	1
V	**666**	Bright Red	169	3	1
T	**741**	Medium Tangerine	147	2	1
N	**704**	Bright Chartreuse	138	2	1
S	**799**	Medium Delft Blue	126	2	1
K	**3865**	Winter White	118	2	1
E	**745**	Light Pale Yellow	118	2	1
C	**3752**	Very Light Antique Blue	103	2	1
P	**758**	Very Light Terra Cotta	102	2	1
U	**3348**	Light Yellow Green	83	2	1
L	**797**	Royal Blue	58	1	1
2	**498**	Dark Red	53	1	1

One chart square is one tent stitch over one canvas intersection.

Cut the canvas at least 18 x 18 in (45.7 x 45.7 cm) for 10 mesh: the design and 2 in (5.1 cm) of margin on every side.

19,600 stitches in all. Start from the center: a red arrow above the chart marks the center column, and one to the left of it the center row. The arrows are on the pages those lines cross.

The chart is divided evenly over 4 pages. Where chart pages join, gray squares repeat two rows or columns. The small picture at the top of each chart page shows which part it is.

Thread: pearl cotton size 3, 2 strands in the needle on 10 mesh, about 46 skeins of 16.4 yd in all. Or six-strand floss, 8 to 10 strands, about 60 skeins of 8.7 yd; or tapestry wool, 1 strand, about 43 skeins of 8.7 yd; or Persian wool, 3 strands, about 46 skeins of 8 yd. Wool is numbered differently: match it by eye. Needle: tapestry, size 16 or 18.

Yards and skeins are estimates: the thread a stitch takes on the front and back of 10 mesh canvas, plus 30 percent, rounded up for each color (about 254 yards in all, as the thread lies in the needle).

Thread colors are approximate screen matches to DMC numbers. Check against real thread before you buy.

Make it a pillow: also have backing fabric, an insert the size of the stitching or an inch larger, and cord or piping for the edge. The seam takes the last two rows: stitch two extra rows all round, or keep the edge plain. "How to finish a pillow" is a guide linked from this pattern's page.

For your own stitching, gifts and handmade pieces you sell. Do not resell or share this PDF.

Yellow Labrador in Christmas lights

Needlepoint pattern

Chart 1 of 4: columns 1 to 70, rows 1 to 70

This page is the dark part of the chart



Yellow Labrador in Christmas lights

Needlepoint pattern

This page is the dark part of the chart

Chart 2 of 4: columns 71 to 140, rows 1 to 70; gray squares repeat columns 69 and 70



Yellow Labrador in Christmas lights

Needlepoint pattern

Chart 3 of 4: columns 1 to 70, rows 71 to 140; gray squares repeat rows 69 and 70

This page is the dark part of the chart



Yellow Labrador in Christmas lights

Needlepoint pattern

This page is the dark part of the chart

Chart 4 of 4: columns 71 to 140, rows 71 to 140; gray squares repeat columns 69 and 70 and rows 69 and 70

