Leaf me alone autumn hedgehog

Needlepoint pattern | 160 x 160 stitches | 16 x 16 in (40.6 x 40.6 cm) on 10 mesh | 24 colors



How to stitch it



1. Each square is one tent stitch, up at 1, down at 2. Lines in continental, right to left, the canvas upside down for the next row; wide areas in basketweave.
2. Cut 18 in of thread. Start and end it without a knot left behind.
3. Mark the middle of the canvas. It is the outlined square on page 5, column 80, row 80 (DMC 918): start there. Count threads, not holes.
4. Go on from it: picture first, background last. Gray squares are on two pages: stitch them once.
5. Last, two more rows all round, each stitch in the color it lies beside: the seam hides them.

First time? How to needlepoint: flossfield.com/needlepoint/guides/how-to-start/
How to read a chart: flossfield.com/needlepoint/guides/how-to-read-a-chart/

What you need

Canvas: blank mono canvas, 10 mesh (10 threads to the inch), cut 20.5 in square (52.1 cm).

Needle: blunt tapestry, size 18. Also masking tape for the cut edges, and small scissors.

Thread: pearl cotton size 3, 24 colors, about 54 skeins in all (an estimate). Stitch with 2 lengths together.

Make it a pillow: backing fabric, an insert the size of the stitching or an inch larger, and cord or piping for the edge. How to finish a pillow.

Thread list, DMC

			stitches	skeins
●	**932**	Light Antique Blue	7,568	13
■	**3371**	Black Brown	2,831	5
▲	**739**	Ultra Very Light Tan	2,219	4
◆	**3752**	Very Light Antique Blue	1,942	4
▼	**898**	Very Dark Coffee Brown	1,869	3
★	**437**	Light Tan	1,332	3
❖	**922**	Light Copper	1,257	2
X	**435**	Very Light Brown	1,242	2
H	**920**	Medium Copper	1,145	2
+	**3820**	Dark Straw	896	2
=	**407**	Dark Desert Sand	428	1
Z	**433**	Medium Brown	414	1
A	**3853**	Dark Autumn Gold	403	1
V	**349**	Dark Coral	363	1
T	**3726**	Dark Antique Mauve	252	1
N	**780**	Ultra Very Dark Topaz	244	1
S	**783**	Medium Topaz	239	1
K	**945**	Tawny	235	1
E	**3802**	Very Dark Antique Mauve	215	1
C	**815**	Medium Garnet	212	1
P	**918**	Dark Red Copper	155	1
U	**154**	Very Dark Grape	72	1
L	**498**	Dark Red	59	1
2	**712**	Cream	8	1

Skeins are estimates, with the two extra rows: the thread a stitch takes on the front and back of 10 mesh canvas, plus 30 percent, rounded up for each color.

Thread colors are approximate screen matches to DMC numbers. Check against real thread before you buy.

For your own stitching, gifts and handmade pieces you sell. Do not resell or share this PDF or copies of it.

Leaf me alone autumn hedgehog

Needlepoint pattern

Columns 1 to 84, rows 1 to 69

This page is the dark part of the chart



Key

- **DMC 932** Light Antique Blue
- **DMC 3371** Black Brown
- **DMC 3752** Very Light Antique Blue
- **DMC 898** Very Dark Coffee Brown
- **DMC 437** Light Tan
- **DMC 922** Light Copper
- **H** **DMC 920** Medium Copper
- **+** **DMC 3820** Dark Straw
- **A** **DMC 3853** Dark Autumn Gold
- **P** **DMC 918** Dark Red Copper

Leaf me alone autumn hedgehog

Needlepoint pattern

Columns 85 to 160, rows 1 to 69. Gray squares: charted already, do not stitch again

This page is the dark part of the chart



Key

- ● **DMC 932** Light Antique Blue
- ■ **DMC 3371** Black Brown
- ▲ **DMC 739** Ultra Very Light Tan
- ◆ **DMC 3752** Very Light Antique Blue
- ▼ **DMC 898** Very Dark Coffee Brown
- ★ **DMC 437** Light Tan
- ❖ **DMC 922** Light Copper
- H **DMC 920** Medium Copper
- \+ **DMC 3820** Dark Straw
- = **DMC 407** Dark Desert Sand
- T **DMC 3726** Dark Antique Mauve
- N **DMC 780** Ultra Very Dark Topaz
- S **DMC 783** Medium Topaz
- E **DMC 3802** Very Dark Antique Mauve
- U **DMC 154** Very Dark Grape

Leaf me alone autumn hedgehog

Needlepoint pattern

Columns 1 to 54, rows 70 to 160. Gray squares: charted already, do not stitch again

This page is the dark part of the chart



Key

- ● **DMC 932** Light Antique Blue
- ■ **DMC 3371** Black Brown
- ▲ **DMC 739** Ultra Very Light Tan
- ◆ **DMC 3752** Very Light Antique Blue
- ▼ **DMC 898** Very Dark Coffee Brown
- ★ **DMC 437** Light Tan
- ❖ **DMC 922** Light Copper
- X **DMC 435** Very Light Brown
- H **DMC 920** Medium Copper
- \+ **DMC 3820** Dark Straw
- = **DMC 407** Dark Desert Sand
- Z **DMC 433** Medium Brown
- A **DMC 3853** Dark Autumn Gold
- V **DMC 349** Dark Coral
- T **DMC 3726** Dark Antique Mauve
- N **DMC 780** Ultra Very Dark Topaz
- S **DMC 783** Medium Topaz
- K **DMC 945** Tawny
- E **DMC 3802** Very Dark Antique Mauve
- P **DMC 918** Dark Red Copper
- U **DMC 154** Very Dark Grape
- 2 **DMC 712** Cream

Leaf me alone autumn hedgehog

Needlepoint pattern

Columns 55 to 107, rows 70 to 160. Start at the red outline. Gray squares: charted already, do not stitch again

This page is the dark part of the chart



Key

- DMC 3371 Black Brown
- DMC 739 Ultra Very Light Tan
- DMC 3752 Very Light Antique Blue
- DMC 898 Very Dark Coffee Brown
- DMC 437 Light Tan
- DMC 922 Light Copper
- DMC 435 Very Light Brown
- DMC 920 Medium Copper
- DMC 3820 Dark Straw
- DMC 407 Dark Desert Sand
- DMC 433 Medium Brown
- DMC 3853 Dark Autumn Gold
- DMC 349 Dark Coral
- DMC 780 Ultra Very Dark Topaz
- DMC 783 Medium Topaz
- DMC 945 Tawny
- DMC 815 Medium Garnet
- DMC 918 Dark Red Copper
- DMC 498 Dark Red
- DMC 712 Cream

Leaf me alone autumn hedgehog

Needlepoint pattern

Columns 108 to 160, rows 70 to 160. Gray squares: charted already, do not stitch again

This page is the dark part of the chart



Key

- DMC 932 Light Antique Blue
- DMC 3371 Black Brown
- DMC 739 Ultra Very Light Tan
- DMC 3752 Very Light Antique Blue
- DMC 898 Very Dark Coffee Brown
- DMC 437 Light Tan
- DMC 922 Light Copper
- DMC 435 Very Light Brown
- DMC 920 Medium Copper
- DMC 3820 Dark Straw
- DMC 407 Dark Desert Sand
- DMC 433 Medium Brown
- DMC 3853 Dark Autumn Gold
- DMC 3726 Dark Antique Mauve
- DMC 780 Ultra Very Dark Topaz
- DMC 783 Medium Topaz
- DMC 945 Tawny
- DMC 3802 Very Dark Antique Mauve
- DMC 918 Dark Red Copper
- DMC 154 Very Dark Grape