Leopard print for a clutch

Needlepoint pattern | 126 x 72 stitches | 7 x 4 in (17.8 x 10.2 cm) on 18 mesh | 8 colors



Thread key

			stitches	yards	skeins of floss
●	**DMC 938**	Ultra Dark Coffee Brown	3,283	23	3
■	**DMC 739**	Ultra Very Light Tan	1,194	9	1
▲	**DMC 3855**	Light Autumn Gold	1,063	8	1
◆	**DMC 435**	Very Light Brown	867	6	1
▼	**DMC 977**	Light Golden Brown	816	6	1
★	**DMC 728**	Topaz	789	6	1
❖	**DMC 434**	Light Brown	725	5	1
X	**DMC 976**	Medium Golden Brown	335	3	1

One chart square is one tent stitch over one canvas intersection.

Cut the canvas at least 11 x 8 in (27.9 x 20.3 cm) for 18 mesh: the design and 2 in (5.1 cm) of margin on every side.

9,072 stitches in all. Start from the center: a red arrow above the chart marks the center column, and one to the left of it the center row. The arrows are on the pages those lines cross.

The chart is divided evenly over 2 pages. Where chart pages join, gray squares repeat two columns. The small picture at the top of each chart page shows which part it is.

Thread: six-strand floss, 4 to 6 strands in the needle on 18 mesh (counted at 6), about 10 skeins of 8.7 yd in all. Or pearl cotton size 5, 1 strand, about 8 skeins of 27.3 yd; or Persian wool, 1 strand, about 8 skeins of 8 yd. Wool is numbered differently: match it by eye. Needle: tapestry, size 22.

Yards and skeins are estimates: the thread a stitch takes on the front and back of 18 mesh canvas, plus 30 percent, rounded up for each color (about 66 yards in all, as the thread lies in the needle).

Thread colors are approximate screen matches to DMC numbers. Check against real thread before you buy.

When it is stitched: also have a finisher, or the fabric and cord to make it up yourself. Ask before you stitch the edge: some finishes take extra rows. "Ways to finish needlepoint" is a guide linked from this pattern's page.

For your own stitching, gifts and handmade pieces you sell. Do not resell or share this PDF or copies of it.

Leopard print for a clutch

Needlepoint pattern

Chart 1 of 2: columns 1 to 63, rows 1 to 72

This page is the dark part of the chart



Key

- DMC 938 Ultra Dark Coffee Brown
- DMC 739 Ultra Very Light Tan
- DMC 3855 Light Autumn Gold
- DMC 435 Very Light Brown
- DMC 977 Light Golden Brown
- DMC 728 Topaz
- DMC 434 Light Brown
- DMC 976 Medium Golden Brown

Leopard print for a clutch

Needlepoint pattern

This page is the dark part of the chart

Chart 2 of 2: columns 64 to 126, rows 1 to 72; gray squares repeat columns 62 and 63



Key

- **DMC 938** Ultra Dark Coffee Brown
- **DMC 739** Ultra Very Light Tan
- **DMC 3855** Light Autumn Gold
- **DMC 435** Very Light Brown
- **DMC 977** Light Golden Brown
- **DMC 728** Topaz
- **DMC 434** Light Brown
- **DMC 976** Medium Golden Brown