Lhasa Apso Christmas stocking

Needlepoint pattern | 143 x 234 stitches | 11 x 18 in (27.9 x 45.7 cm) on 13 mesh | 24 colors



How to read the chart



1. Each square is one tent stitch, up at 1, down at 2: basketweave for the background, continental for lines.
2. Bind the edges. Cut 18 in of thread; start and end it without a knot left behind.
3. Mark the middle of the canvas. It is the outlined square on page 3 (DMC 312): start there. Count threads, not holes.
4. Go on with whatever touches it, background as you go. Gray squares are on two pages: stitch them once. Empty squares stay bare.
5. A heavier line stands every ten squares: count by them.
6. When it is done, a finisher blocks it and sews it up.

The dashed box on the cuff is the place for a name, and the two red marks are its middle: type one on the pattern's page to have it charted.

flossfield.com/needlepoint/guides/how-to-read-a-chart/

You will need

Canvas: blank mono canvas, 13 mesh (13 threads to the inch), cut 15 x 22 in (38.1 x 55.9 cm).

Needle: tapestry, size 20. Also masking tape for the cut edges, and small scissors.

Thread: six-strand floss, 7 strands in the needle, six of one length and one of the next (8 if canvas shows), about 47 skeins in all (an estimate).

Make it a stocking: backing and lining fabric, cord or piping, and a loop. Stitch two extra rows all round, carrying the colors of the edge on: the seam takes them. Finishers ask for stockings months before Christmas: ask yours before the edge whether they want more rows, and stitch a name first. With those rows, each stitch in the color it lies beside, it takes 5 skeins of DMC 312, not 4. How to finish a stocking.

Thread list, DMC

			stitches	skeins
●	**321**	Red	3,025	5
■	**312**	Very Dark Baby Blue	2,703	4
▲	**BLANC**	White	2,251	4
◆	**3325**	Light Baby Blue	1,511	3
▼	**437**	Light Tan	1,401	3
★	**436**	Tan	1,361	2
❖	**738**	Very Light Tan	1,326	2
X	**775**	Very Light Baby Blue	1,197	2
O	**938**	Ultra Dark Coffee Brown	1,149	2
+	**334**	Medium Baby Blue	956	2
=	**434**	Light Brown	838	2
Z	**433**	Medium Brown	813	2
A	**815**	Medium Garnet	793	2
V	**3820**	Dark Straw	755	2
T	**739**	Ultra Very Light Tan	664	1
N	**782**	Dark Topaz	523	1
S	**349**	Dark Coral	491	1
K	**801**	Dark Coffee Brown	488	1
E	**3822**	Light Straw	272	1
C	**310**	Black	172	1
P	**502**	Blue Green	144	1
U	**503**	Medium Blue Green	52	1
L	**500**	Very Dark Blue Green	32	1
2	**414**	Dark Steel Gray	3	1

Skeins are estimates: the thread a stitch takes on the front and back of 13 mesh canvas, plus 30 percent, rounded up for each color.

Thread colors are approximate screen matches to DMC numbers. Check against real thread before you buy.

For your own stitching, gifts and handmade pieces you sell. Do not resell or share this PDF or copies of it.

Lhasa Apso Christmas stocking

Needlepoint pattern

Chart 1 of 4: columns 62 to 143, rows 1 to 71

This page is the dark part of the chart



Key

- DMC 321 Red
- DMC 312 Very Dark Baby Blue
- DMC BLANC White
- DMC 437 Light Tan
- DMC 436 Tan
- DMC 738 Very Light Tan
- DMC 938 Ultra Dark Coffee Brown
- DMC 434 Light Brown
- DMC 433 Medium Brown
- DMC 815 Medium Garnet
- DMC 739 Ultra Very Light Tan
- DMC 801 Dark Coffee Brown
- DMC 502 Blue Green

Lhasa Apso Christmas stocking

Needlepoint pattern

This page is the dark part of the chart

Chart 2 of 4: columns 61 to 143, rows 72 to 140. Start at the red outline. Gray squares repeat rows 70 and 71: do not stitch them twice



Key

- **DMC 321** Red
- **DMC 312** Very Dark Baby Blue
- **DMC BLANC** White
- **DMC 437** Light Tan
- **DMC 436** Tan
- **DMC 738** Very Light Tan
- **DMC 938** Ultra Dark Coffee Brown
- **DMC 334** Medium Baby Blue
- **DMC 434** Light Brown
- **DMC 433** Medium Brown
- **DMC 815** Medium Garnet
- **DMC 739** Ultra Very Light Tan
- **DMC 349** Dark Coral
- **DMC 801** Dark Coffee Brown
- **DMC 310** Black
- **DMC 414** Dark Steel Gray

Lhasa Apso Christmas stocking

Needlepoint pattern

This page is the dark part of the chart

Chart 3 of 4: columns 1 to 72, rows 141 to 234. Gray squares repeat rows 139 and 140: do not stitch them twice

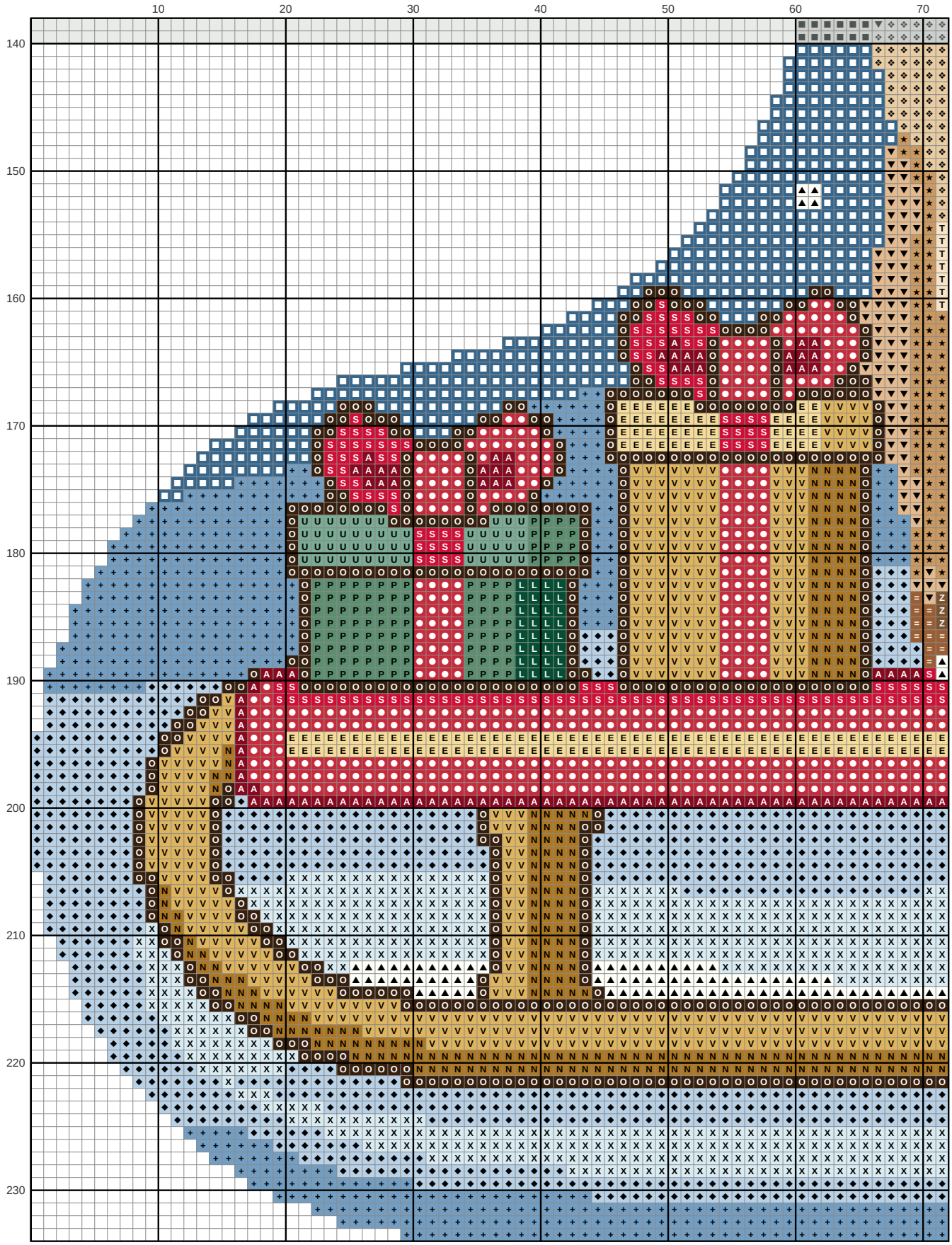

Lhasa Apso Christmas stocking

Needlepoint pattern

This page is the dark part of the chart

Chart 4 of 4: columns 73 to 143, rows 141 to 234. Gray squares repeat columns 71 and 72 and rows 139 and 140: do not stitch them twice

