Lioness and cub pillow

Needlepoint pattern | 140 x 140 stitches | 14 x 14 in (35.6 x 35.6 cm) on 10 mesh | 23 colors



How to stitch it



1. Each square is one tent stitch, up at 1, down at 2. Lines in continental, right to left, the canvas upside down for the next row; wide areas in basketweave.
2. Cut 18 in of thread. Start and end it without a knot left behind.
3. Mark the middle of the canvas. It is the outlined square on page 2, column 70, row 70 (DMC 437): start there. Count threads, not holes.
4. Go on from it: picture first, background last. Gray squares are on two pages: stitch them once.
5. Last, two more rows all round, each stitch in the color it lies beside: the seam hides them.

First time? How to needlepoint: flossfield.com/needlepoint/guides/how-to-start/
How to read a chart: flossfield.com/needlepoint/guides/how-to-read-a-chart/

What you need

Canvas: blank mono canvas, 10 mesh (10 threads to the inch), cut 18.5 in square (47 cm).

Needle: blunt tapestry, size 18. Also masking tape for the cut edges, and small scissors.

Thread: pearl cotton size 3, 23 colors, about 44 skeins in all (an estimate). Stitch with 2 lengths together.

Make it a pillow: backing fabric, an insert the size of the stitching or an inch larger, and cord or piping for the edge. How to finish a pillow.

Thread list, DMC

			stitches	skeins
●	**760**	Salmon	1,979	4
■	**977**	Light Golden Brown	1,838	3
▲	**754**	Light Peach	1,753	3
◆	**3827**	Pale Golden Brown	1,555	3
▼	**676**	Light Old Gold	1,471	3
★	**3012**	Medium Khaki Green	1,316	3
❖	**434**	Light Brown	1,271	2
X	**976**	Medium Golden Brown	1,038	2
H	**3011**	Dark Khaki Green	979	2
+	**3856**	Ultra Very Light Mahogany	949	2
=	**739**	Ultra Very Light Tan	896	2
Z	**801**	Dark Coffee Brown	830	2
A	**3727**	Light Antique Mauve	730	2
V	**951**	Light Tawny	670	2
T	**437**	Light Tan	651	1
N	**712**	Cream	399	1
S	**729**	Medium Old Gold	392	1
K	**3855**	Light Autumn Gold	317	1
E	**677**	Very Light Old Gold	211	1
C	**3371**	Black Brown	159	1
P	**3051**	Dark Green Gray	122	1
U	**3778**	Light Terra Cotta	65	1
L	**758**	Very Light Terra Cotta	9	1

Skeins are estimates, with the two extra rows: the thread a stitch takes on the front and back of 10 mesh canvas, plus 30 percent, rounded up for each color.

Thread colors are approximate screen matches to DMC numbers. Check against real thread before you buy.

For your own stitching, gifts and handmade pieces you sell. Do not resell or share this PDF or copies of it.

Lioness and cub pillow

Needlepoint pattern

Columns 1 to 70, rows 1 to 70. Start at the red outline

This page is the dark part of the chart



Key

- ● **DMC 760** Salmon
- ■ **DMC 977** Light Golden Brown
- ▲ **DMC 754** Light Peach
- ◆ **DMC 3827** Pale Golden Brown
- ▼ **DMC 676** Light Old Gold
- ★ **DMC 3012** Medium Khaki Green
- ❖ **DMC 434** Light Brown
- X **DMC 976** Medium Golden Brown
- \+ **DMC 3856** Ultra Very Light Mahogany
- = **DMC 739** Ultra Very Light Tan
- Z **DMC 801** Dark Coffee Brown
- A **DMC 3727** Light Antique Mauve
- V **DMC 951** Light Tawny
- T **DMC 437** Light Tan
- N **DMC 712** Cream
- S **DMC 729** Medium Old Gold
- K **DMC 3855** Light Autumn Gold
- E **DMC 677** Very Light Old Gold
- C **DMC 3371** Black Brown
- U **DMC 3778** Light Terra Cotta
- L **DMC 758** Very Light Terra Cotta

Lioness and cub pillow

Needlepoint pattern

Columns 71 to 140, rows 1 to 70. Gray squares: charted already, do not stitch again

This page is the dark part of the chart



Key

- ● **DMC 760** Salmon
- ■ **DMC 977** Light Golden Brown
- ▲ **DMC 754** Light Peach
- ◆ **DMC 3827** Pale Golden Brown
- ▼ **DMC 676** Light Old Gold
- ★ **DMC 3012** Medium Khaki Green
- ❖ **DMC 434** Light Brown
- H **DMC 3011** Dark Khaki Green
- \+ **DMC 3856** Ultra Very Light Mahogany
- Z **DMC 801** Dark Coffee Brown
- A **DMC 3727** Light Antique Mauve
- V **DMC 951** Light Tawny
- T **DMC 437** Light Tan
- N **DMC 712** Cream
- K **DMC 3855** Light Autumn Gold
- E **DMC 677** Very Light Old Gold
- P **DMC 3051** Dark Green Gray

Lioness and cub pillow

Needlepoint pattern

This page is the dark part of the chart

Columns 1 to 70, rows 71 to 140. Gray squares: charted already, do not stitch again



Key

- ■ **DMC 977** Light Golden Brown
- ◆ **DMC 3827** Pale Golden Brown
- ▼ **DMC 676** Light Old Gold
- ★ **DMC 3012** Medium Khaki Green
- ❖ **DMC 434** Light Brown
- X **DMC 976** Medium Golden Brown
- H **DMC 3011** Dark Khaki Green
- = **DMC 739** Ultra Very Light Tan
- Z **DMC 801** Dark Coffee Brown
- T **DMC 437** Light Tan
- N **DMC 712** Cream
- S **DMC 729** Medium Old Gold
- C **DMC 3371** Black Brown
- U **DMC 3778** Light Terra Cotta

Lioness and cub pillow

Needlepoint pattern

This page is the dark part of the chart

Columns 71 to 140, rows 71 to 140. Gray squares: charted already, do not stitch again

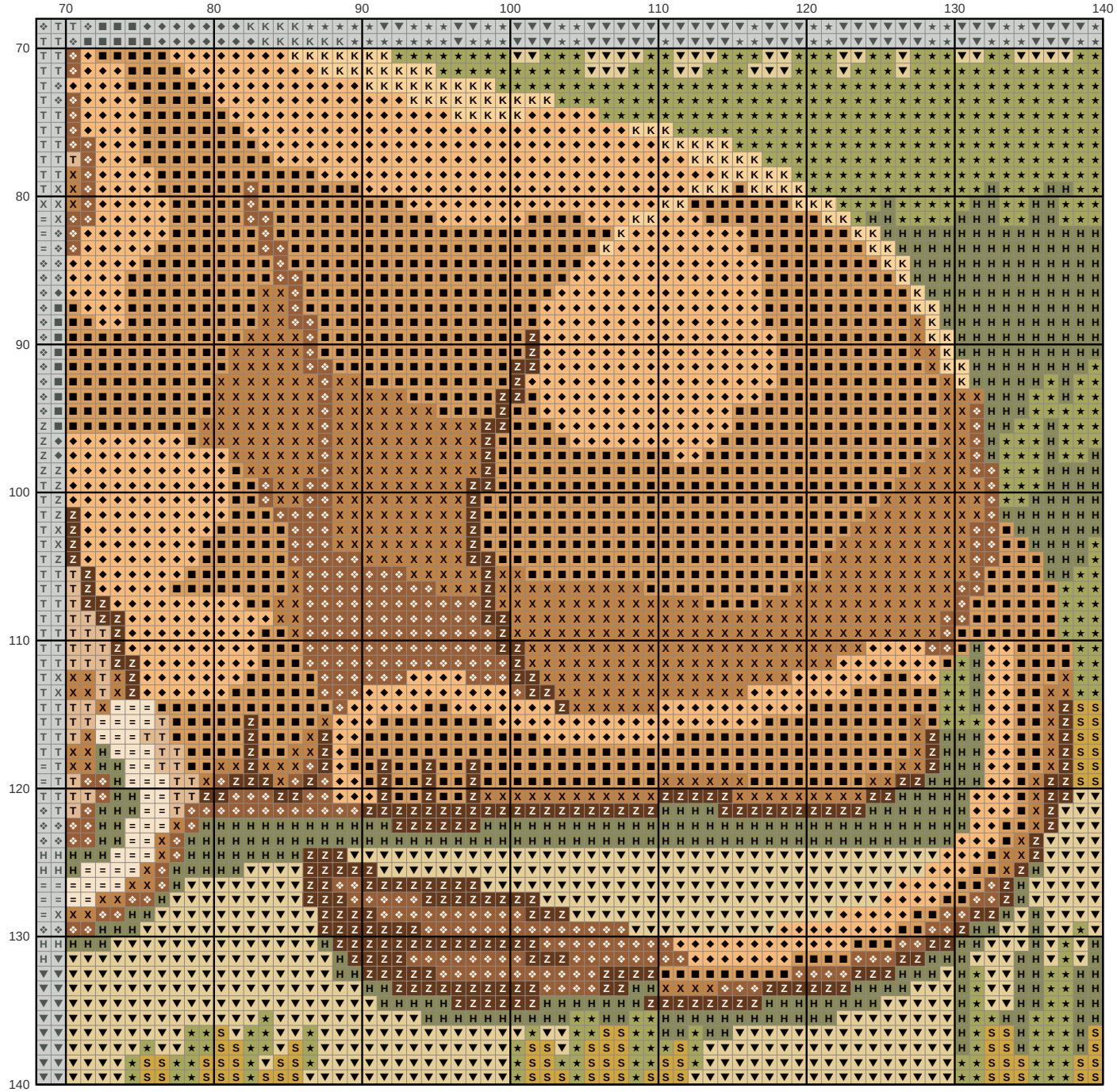

Key

- ■ **DMC 977** Light Golden Brown
- ◆ **DMC 3827** Pale Golden Brown
- ▼ **DMC 676** Light Old Gold
- ★ **DMC 3012** Medium Khaki Green
- ❖ **DMC 434** Light Brown
- X **DMC 976** Medium Golden Brown
- H **DMC 3011** Dark Khaki Green
- = **DMC 739** Ultra Very Light Tan
- Z **DMC 801** Dark Coffee Brown
- T **DMC 437** Light Tan
- S **DMC 729** Medium Old Gold
- K **DMC 3855** Light Autumn Gold