Newfoundland dog Christmas stocking

Needlepoint pattern | 143 x 234 stitches | 11 x 18 in (27.9 x 45.7 cm) on 13 mesh | 23 colors



Thread key, DMC

			stitches	yards	skeins
●	**500**	Very Dark Blue Green	3,686	35	6
■	**310**	Black	3,324	32	5
▲	**3747**	Very Light Blue Violet	2,286	22	4
◆	**341**	Light Blue Violet	2,201	21	4
▼	**3750**	Very Dark Antique Blue	2,065	20	3
★	**BLANC**	White	1,789	17	3
❖	**794**	Light Cornflower Blue	1,308	13	2
X	**793**	Medium Cornflower Blue	1,150	11	2
O	**930**	Dark Antique Blue	768	8	2
+	**433**	Medium Brown	619	6	1
=	**501**	Dark Blue Green	617	6	1
Z	**898**	Very Dark Coffee Brown	589	6	1
A	**3371**	Black Brown	477	5	1
V	**745**	Light Pale Yellow	441	5	1
T	**211**	Light Lavender	280	3	1
N	**502**	Blue Green	273	3	1
S	**347**	Very Dark Salmon	259	3	1
K	**815**	Medium Garnet	212	3	1
E	**435**	Very Light Brown	200	2	1
C	**931**	Medium Antique Blue	197	2	1
P	**437**	Light Tan	83	1	1
U	**3328**	Dark Salmon	54	1	1
L	**3820**	Dark Straw	42	1	1

One chart square is one tent stitch over one canvas intersection.

Cut the canvas at least 15 x 22 in (38.1 x 55.9 cm) for 13 mesh: the design and 2 in (5.1 cm) of margin on every side.

22,920 stitches in all, inside the outline: the chart is 143 x 234 at its widest and tallest. Start from the center: a red arrow above the chart marks the center column, and one to the left of it the center row. The arrows are on the pages those lines cross.

The chart is on 4 pages, each cut to what is stitched: bare canvas has no page, and a join falls on plain ground where it can. Pages 2 and 3 are turned on their side, for a part that is wider than it is tall. Where chart pages join, gray squares repeat two rows or columns. The small picture at the top of each chart page shows which part it is.

For a name: the dashed box on the cuff is its plain part, 82 x 26 stitches, columns 62 to 143 and rows 1 to 26. The two red marks in it are its middle (between columns 102 and 103): center the name there, not under the arrow of the whole chart.

Thread: six-strand floss, 7 or 8 strands in the needle on 13 mesh (counted at 8), about 45 skeins of 8.7 yd in all. Or pearl cotton size 3, 1 strand, about 30 skeins of 16.4 yd; or tapestry wool, 1 strand, about 39 skeins of 8.7 yd; or Persian wool, 2 strands, about 32 skeins of 8 yd. Wool is numbered differently: match it by eye. Needle: tapestry, size 20.

Yards and skeins are estimates: the thread a stitch takes on the front and back of 13 mesh canvas, plus 30 percent, rounded up for each color (about 226 yards in all, as the thread lies in the needle).

Thread colors are approximate screen matches to DMC numbers. Check against real thread before you buy.

Make it a stocking: also have backing and lining fabric, cord or piping, and a loop. Finishers ask for stockings months before Christmas, and most want two extra rows all round. Ask yours before the edge, and stitch a name first. "How to finish a stocking" is a guide linked from this pattern's page.

For your own stitching, gifts and handmade pieces you sell. Do not resell or share this PDF or copies of it.

Newfoundland dog Christmas stocking

Needlepoint pattern

Chart 1 of 4: columns 62 to 143, rows 1 to 71

This page is the dark part of the chart

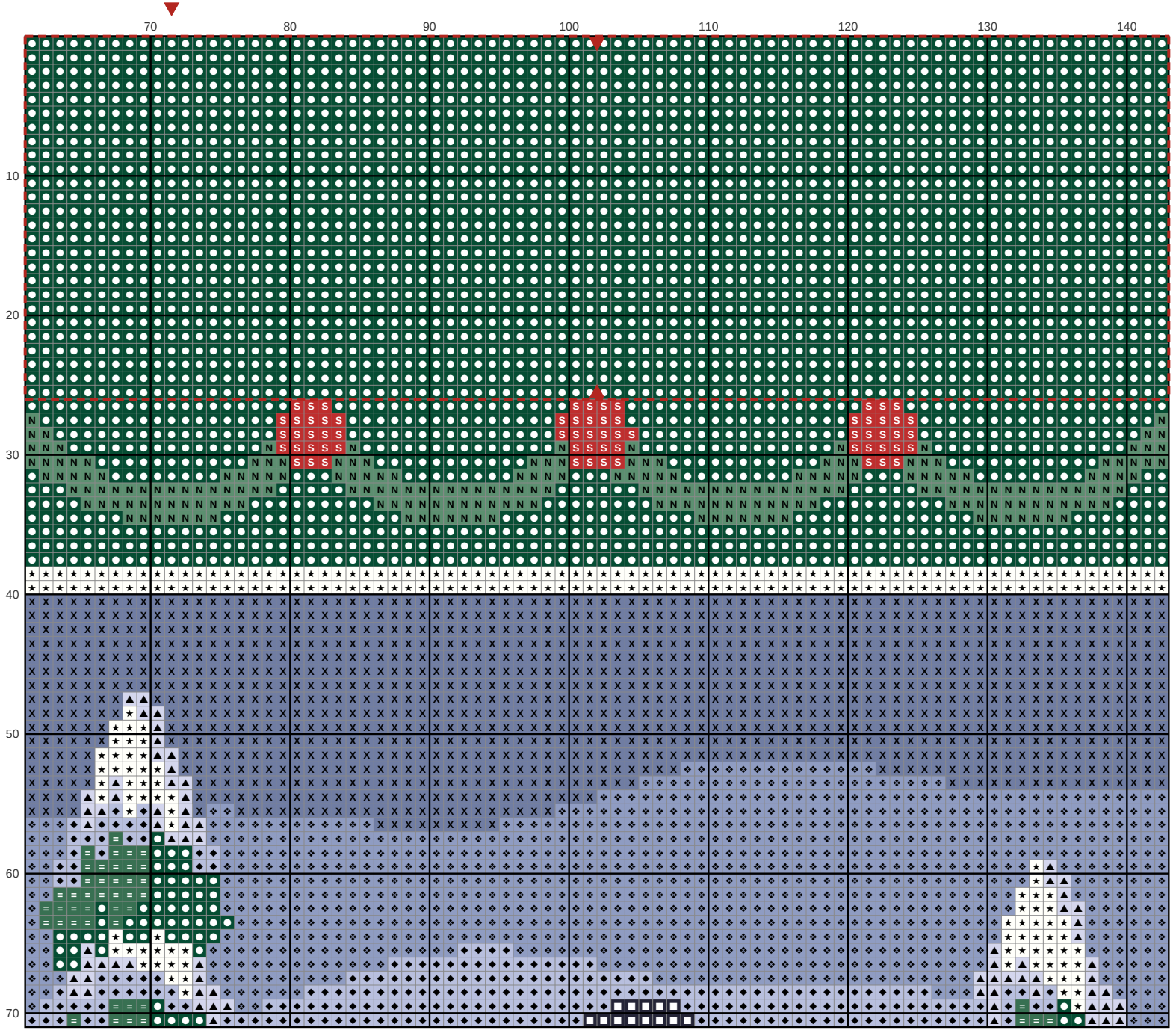

Key

- DMC 500
- DMC 310 Black
- DMC 3747
- DMC 341 Light Blue Violet
- DMC BLANC White
- DMC 794
- DMC 793
- DMC 501 Dark Blue Green
- DMC 502 Blue Green
- DMC 347

Newfoundland dog Christmas stocking

Needlepoint pattern

Chart 2 of 4: columns 61 to 143, rows 72 to 140; gray squares repeat rows 70 and 71

This page is the dark part of the chart



Key

- DMC 500
- DMC 310 Black
- DMC 3747
- DMC 341
- DMC 3750
- DMC BLANC White
- DMC 794
- DMC 930
- DMC 433 Medium Brown
- DMC 501
- DMC 211 Light Lavender
- DMC 435
- DMC 931
- DMC 437 Light Tan

Newfoundland dog Christmas stocking

Needlepoint pattern

Chart 3 of 4: columns 1 to 72, rows 141 to 234; gray squares repeat rows 139 and 140

This page is the dark part of the chart



Newfoundland dog Christmas stocking

Needlepoint pattern

This page is the dark part of the chart

Chart 4 of 4: columns 73 to 143, rows 141 to 234; gray squares repeat columns 71 and 72 and rows 139 and 140

