Ponderosa pines bargello pillow

Needlepoint pattern | 140 x 140 canvas threads | 14 x 14 in (35.6 x 35.6 cm) on 10 mesh | 24 colors



How to read the chart

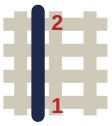

1. Each bar is one upright stitch over 4 canvas threads, or fewer where it is cut short: up at 1, down at 2.
2. Cut 18 in of thread. Start and end it without a knot left behind.
3. Mark the middle of the canvas. Start there with the stitches that cross it, then work up and down, a row at a time.
4. One square up is one canvas thread, one column is one line of holes; a lighter line stands every ten. Gray squares are on two pages: stitch them once.
5. First time? What is bargello tells how a piece goes.

flossfield.com/needlepoint/guides/how-to-read-a-chart/

You will need

Canvas: blank mono canvas, 10 mesh (10 threads to the inch), cut 18 x 18 in (45.7 x 45.7 cm).

Needle: tapestry, size 16 or 18. Also masking tape for the cut edges, and small scissors.

Thread: pearl cotton size 3, 2 strands in the needle, about 33 skeins in all (an estimate).

Make it a pillow: backing fabric, an insert the size of the stitching or an inch larger, and cord or piping for the edge. The seam takes two rows: stitch two rows of tent stitch all round, outside the pattern. How to finish a pillow.

Thread list, DMC

			squares	skeins
●	471	Very Light Avocado Green	2,134	3
■	890	Ultra Dark Pistachio Green	1,925	2
▲	988	Medium Forest Green	1,706	2
◆	210	Medium Lavender	1,493	2
▼	340	Medium Blue Violet	1,330	2
★	3346	Hunter Green	1,183	2
❖	3727	Light Antique Mauve	1,174	2
X	472	Ultra Light Avocado Green	1,052	2
O	758	Very Light Terra Cotta	785	1
+	500	Very Dark Blue Green	712	1
=	3854	Medium Autumn Gold	607	1
Z	930	Dark Antique Blue	607	1
A	745	Light Pale Yellow	534	1
V	922	Light Copper	519	1
T	729	Medium Old Gold	468	1
N	161	Gray Blue	456	1
S	300	Very Dark Mahogany	422	1
K	503	Medium Blue Green	408	1
E	932	Light Antique Blue	404	1
C	921	Copper	394	1
P	501	Dark Blue Green	383	1
U	676	Light Old Gold	369	1
L	919	Red Copper	288	1
2	3855	Light Autumn Gold	247	1

Skeins are estimates: the thread a stitch takes on the front and back of 10 mesh canvas, plus 30 percent, rounded up for each color.

Thread colors are approximate screen matches to DMC numbers. Check against real thread before you buy.

For your own stitching, gifts and handmade pieces you sell. Do not resell or share this PDF or copies of it.

Ponderosa pines bargello pillow

Needlepoint pattern

Chart 1 of 4: columns 1 to 70, rows 1 to 70

This page is the dark part of the chart



Key

- ● **DMC 471** Very Light Avocado Green
- ■ **DMC 890** Ultra Dark Pistachio Green
- ▲ **DMC 988** Medium Forest Green
- ◆ **DMC 210** Medium Lavender
- ▼ **DMC 340** Medium Blue Violet
- ★ **DMC 3346** Hunter Green
- ❖ **DMC 3727** Light Antique Mauve
- X **DMC 472** Ultra Light Avocado Green
- O **DMC 758** Very Light Terra Cotta
- = **DMC 3854** Medium Autumn Gold
- A **DMC 745** Light Pale Yellow
- V **DMC 922** Light Copper
- S **DMC 300** Very Dark Mahogany
- C **DMC 921** Copper
- L **DMC 919** Red Copper
- 2 **DMC 3855** Light Autumn Gold

Ponderosa pines bargello pillow

Needlepoint pattern

This page is the dark part of the chart

Chart 2 of 4: columns 71 to 140, rows 1 to 70. Gray squares repeat columns 69 and 70: do not stitch them twice



Key

- ● **DMC 471** Very Light Avocado Green
- □ **DMC 890** Ultra Dark Pistachio Green
- ▲ **DMC 988** Medium Forest Green
- ◆ **DMC 210** Medium Lavender
- ▼ **DMC 340** Medium Blue Violet
- ★ **DMC 3346** Hunter Green
- ❖ **DMC 3727** Light Antique Mauve
- X **DMC 472** Ultra Light Avocado Green
- O **DMC 758** Very Light Terra Cotta
- = **DMC 3854** Medium Autumn Gold
- A **DMC 745** Light Pale Yellow
- V **DMC 922** Light Copper
- C **DMC 921** Copper
- L **DMC 919** Red Copper
- 2 **DMC 3855** Light Autumn Gold

Ponderosa pines bargello pillow

Needlepoint pattern

This page is the dark part of the chart

Chart 3 of 4: columns 1 to 70, rows 71 to 140. Gray squares repeat rows 69 and 70: do not stitch them twice



Key

- ● **DMC 471** Very Light Avocado Green
- ■ **DMC 890** Ultra Dark Pistachio Green
- ▲ **DMC 988** Medium Forest Green
- ★ **DMC 3346** Hunter Green
- X **DMC 472** Ultra Light Avocado Green
- O **DMC 758** Very Light Terra Cotta
- \+ **DMC 500** Very Dark Blue Green
- = **DMC 3854** Medium Autumn Gold
- Z **DMC 930** Dark Antique Blue
- A **DMC 745** Light Pale Yellow
- V **DMC 922** Light Copper
- T **DMC 729** Medium Old Gold
- N **DMC 161** Gray Blue
- S **DMC 300** Very Dark Mahogany
- K **DMC 503** Medium Blue Green
- E **DMC 932** Light Antique Blue
- C **DMC 921** Copper
- P **DMC 501** Dark Blue Green
- U **DMC 676** Light Old Gold
- L **DMC 919** Red Copper
- 2 **DMC 3855** Light Autumn Gold

Ponderosa pines bargello pillow

Needlepoint pattern

This page is the dark part of the chart

Chart 4 of 4: columns 71 to 140, rows 71 to 140. Gray squares repeat columns 69 and 70 and rows 69 and 70: do not stitch them twice



Key

- ● **DMC 471** Very Light Avocado Green
- ■ **DMC 890** Ultra Dark Pistachio Green
- ▲ **DMC 988** Medium Forest Green
- ★ **DMC 3346** Hunter Green
- X **DMC 472** Ultra Light Avocado Green
- \+ **DMC 500** Very Dark Blue Green
- = **DMC 3854** Medium Autumn Gold
- Z **DMC 930** Dark Antique Blue
- A **DMC 745** Light Pale Yellow
- V **DMC 922** Light Copper
- T **DMC 729** Medium Old Gold
- N **DMC 161** Gray Blue
- S **DMC 300** Very Dark Mahogany
- K **DMC 503** Medium Blue Green
- E **DMC 932** Light Antique Blue
- C **DMC 921** Copper
- P **DMC 501** Dark Blue Green
- U **DMC 676** Light Old Gold
- L **DMC 919** Red Copper
- 2 **DMC 3855** Light Autumn Gold