# 3D heirloom pumpkin and field mouse

Needlepoint pattern | 188 x 122 stitches | all pieces 10.4 x 6.8 in (26.5 x 17.2 cm) on 18 mesh | 19 colors



## Thread key, DMC

| | | | stitches | yards | skeins |
|---|---|---|---|---|---|
| ● | **471** | Very Light Avocado Green | 1,376 | 10 | 2 |
| ■ | **922** | Light Copper | 1,174 | 9 | 1 |
| ▲ | **470** | Light Avocado Green | 1,052 | 8 | 1 |
| ◆ | **921** | Copper | 1,027 | 8 | 1 |
| ▼ | **918** | Dark Red Copper | 967 | 7 | 1 |
| ★ | **920** | Medium Copper | 847 | 6 | 1 |
| ❖ | **3853** | Dark Autumn Gold | 807 | 6 | 1 |
| X | **3864** | Light Mocha Beige | 758 | 6 | 1 |
| O | **841** | Light Beige Brown | 744 | 6 | 1 |
| + | **472** | Ultra Light Avocado Green | 627 | 5 | 1 |
| = | **839** | Dark Beige Brown | 570 | 4 | 1 |
| Z | **936** | Very Dark Avocado Green | 457 | 4 | 1 |
| A | **3862** | Dark Mocha Beige | 311 | 3 | 1 |
| V | **739** | Ultra Very Light Tan | 304 | 3 | 1 |
| T | **3827** | Pale Golden Brown | 303 | 3 | 1 |
| N | **783** | Medium Topaz | 259 | 2 | 1 |
| S | **725** | Medium Light Topaz | 229 | 2 | 1 |
| K | **3031** | Very Dark Mocha Brown | 195 | 2 | 1 |
| E | **758** | Very Light Terra Cotta | 97 | 1 | 1 |

One chart square is one tent stitch over one canvas intersection.

Cut the canvas at least 14.4 x 10.8 in (36.7 x 27.4 cm) for 18 mesh: the design and 2 in (5.1 cm) of margin on every side.

12,104 stitches in all, in 3 pieces: the front 90 x 88, the back 90 x 88, the base 42 x 26.
Leave bare canvas between the pieces, as charted, and start each from its own center.

The chart is on 4 pages, each cut to what is stitched: bare canvas has no page, and a join falls on plain ground where it can. Where chart pages join, gray squares repeat two rows or columns. The small picture at the top of each chart page shows which part it is.

Thread: six-strand floss, 4 to 6 strands in the needle on 18 mesh (counted at 6), about 20 skeins of 8.7 yd in all. Or pearl cotton size 5, 1 strand, about 19 skeins of 27.3 yd; or Persian wool, 1 strand, about 19 skeins of 8 yd. Wool is numbered differently: match it by eye. Needle: tapestry, size 22.

Yards and skeins are estimates: the thread a stitch takes on the front and back of 18 mesh canvas, plus 30 percent, rounded up for each color (about 95 yards in all, as the thread lies in the needle).

Thread colors are approximate screen matches to DMC numbers. Check against real thread before you buy.

Make it an ornament: also have board, thin batting, backing fabric and twisted cord. Stitch two or three extra rows of background all round: the edge of the board takes them. "How to finish an ornament" is a guide linked from this pattern's page.

For your own stitching, gifts and handmade pieces you sell. Do not resell or share this PDF or copies of it.

# 3D heirloom pumpkin and field mouse

Needlepoint pattern

This page is the dark part of the chart



Chart 1 of 4: columns 2 to 63, rows 3 to 88

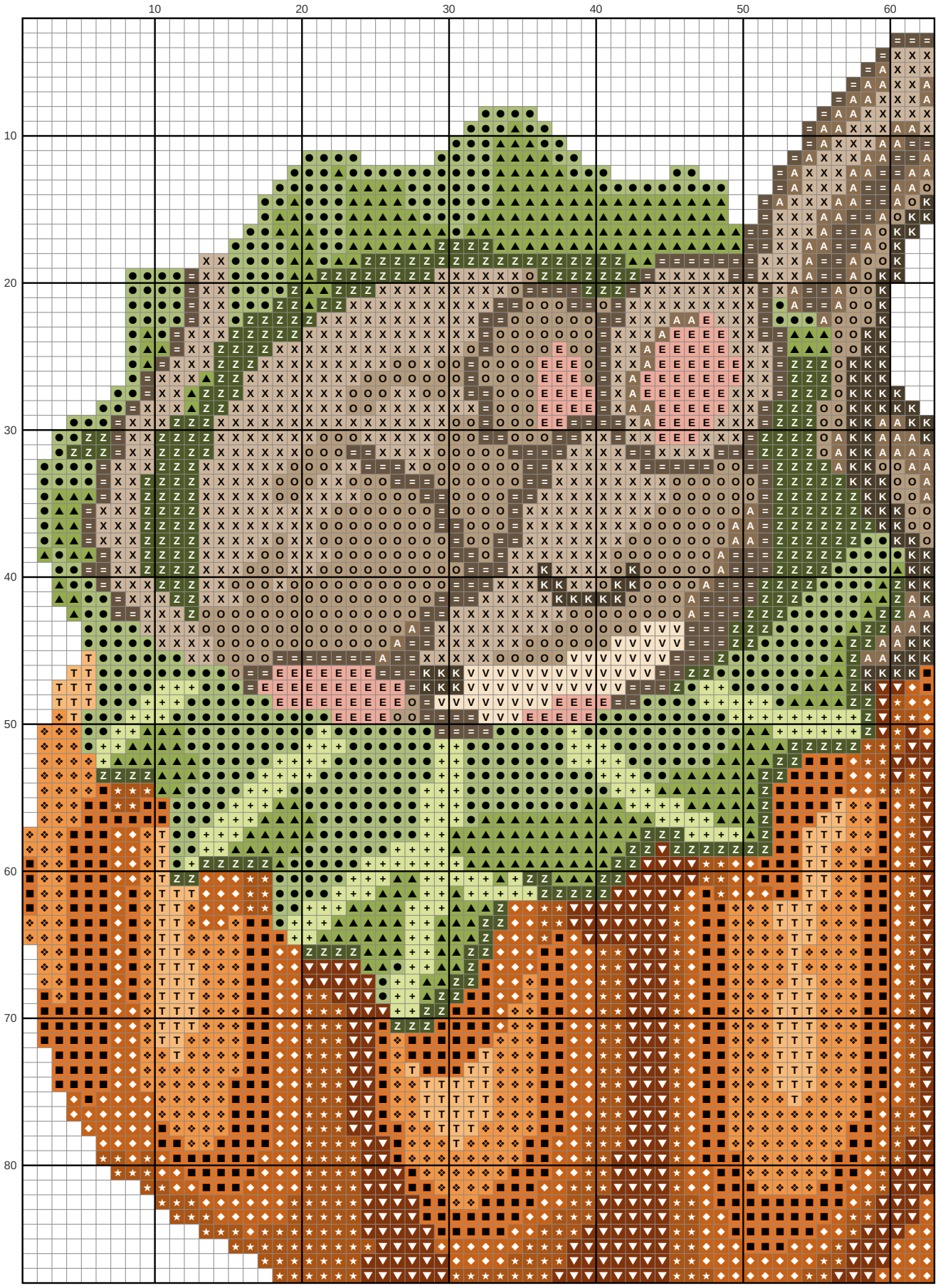

# 3D heirloom pumpkin and field mouse Needlepoint pattern

This page is the dark part of the chart



Chart 2 of 4: columns 64 to 125, rows 3 to 88; gray squares repeat columns 62 and 63

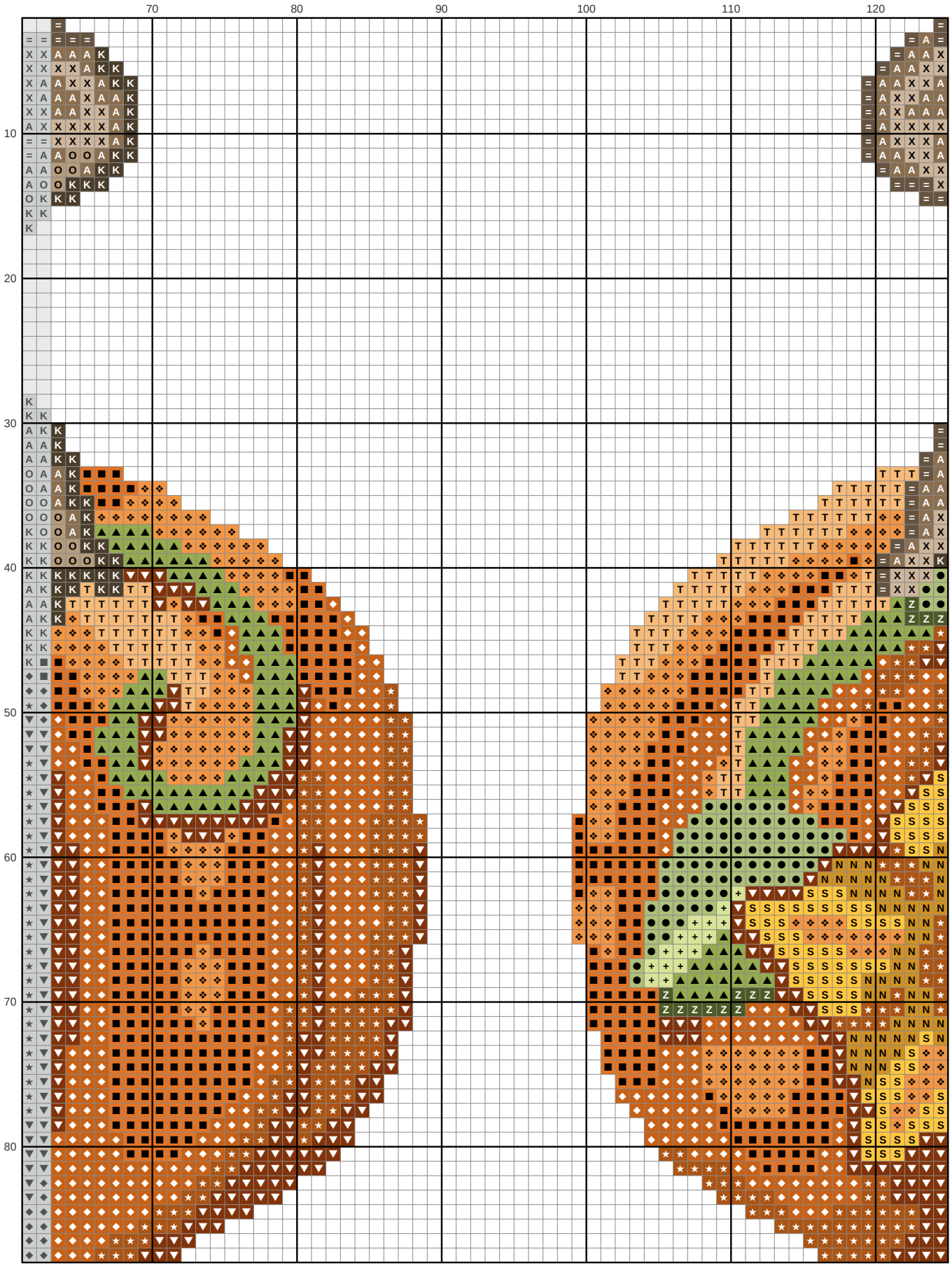

# 3D heirloom pumpkin and field mouse Needlepoint pattern

This page is the dark part of the chart



Chart 3 of 4: columns 126 to 187, rows 3 to 88; gray squares repeat columns 124 and 125



# 3D heirloom pumpkin and field mouse Needlepoint pattern

This page is the dark part of the chart

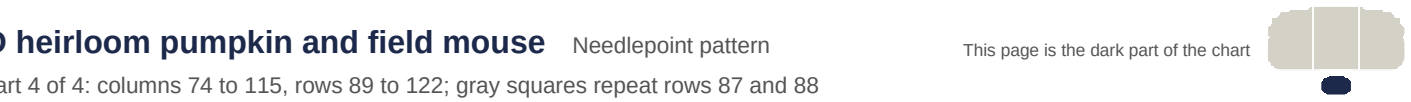

Chart 4 of 4: columns 74 to 115, rows 89 to 122; gray squares repeat rows 87 and 88

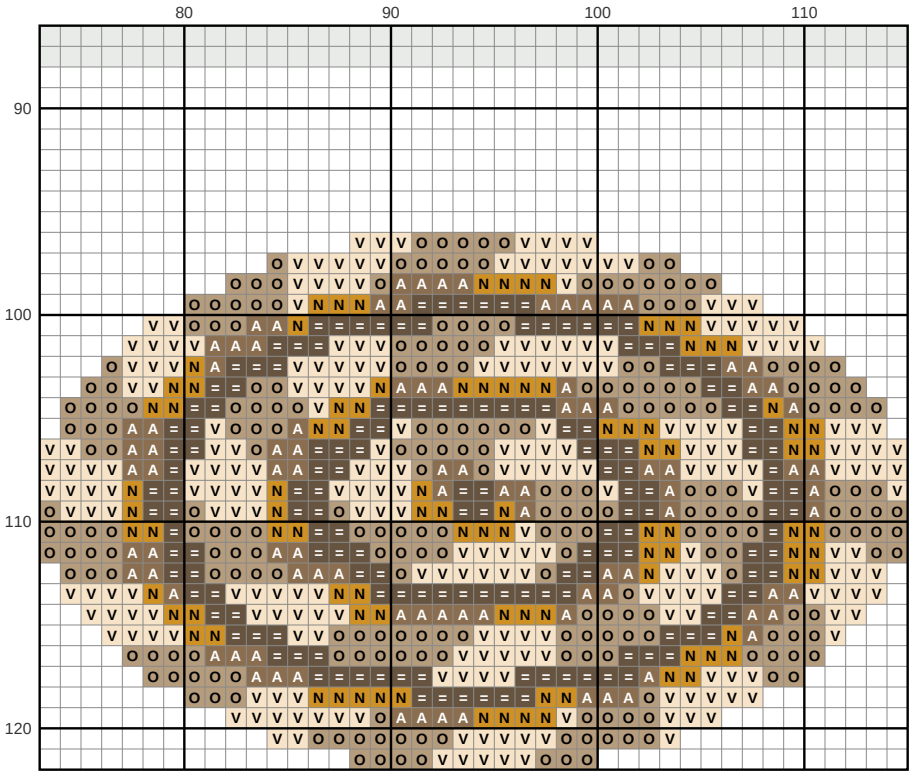


## Key

- O **DMC 841** Light Beige Brown
- = **DMC 839** Dark Beige Brown
- A **DMC 3862** Dark Mocha Beige
- V **DMC 739** Ultra Very Light Tan
- N **DMC 783** Medium Topaz