Red fox standing, full body

Needlepoint pattern | 140 x 140 stitches | 14 x 14 in (35.6 x 35.6 cm) on 10 mesh | 22 colors



How to stitch it



1. Each square is one tent stitch, up at 1, down at 2. Lines in continental, right to left, the canvas upside down for the next row; wide areas in basketweave.
2. Cut 18 in of thread. Start and end it without a knot left behind.
3. Mark the middle of the canvas. It is the outlined square on page 2, column 70, row 70 (DMC 3853): start there. Count threads, not holes.
4. Go on from it: picture first, background last. Gray squares are on two pages: stitch them once.
5. Last, two more rows all round in DMC 300: the seam hides them.

First time? How to needlepoint: flossfield.com/needlepoint/guides/how-to-start/
How to read a chart: flossfield.com/needlepoint/guides/how-to-read-a-chart/

What you need

Canvas: blank mono canvas, 10 mesh (10 threads to the inch), cut 18.5 in square (47 cm).

Needle: blunt tapestry, size 18. Also masking tape for the cut edges, and small scissors.

Thread: pearl cotton size 3, 22 colors, about 44 skeins in all (an estimate). Stitch with 2 lengths together.

Make it a pillow: backing fabric, an insert the size of the stitching or an inch larger, and cord or piping for the edge. How to finish a pillow.

Thread list, DMC

			stitches	skeins
●	**927**	Light Gray Green	5,077	8
□	**300**	Very Dark Mahogany	2,833	6
▲	**3364**	Pine Green	1,481	3
◆	**471**	Very Light Avocado Green	1,341	3
▼	**739**	Ultra Very Light Tan	1,341	3
★	**3768**	Dark Gray Green	920	2
❖	**922**	Light Copper	838	2
X	**926**	Medium Gray Green	719	2
H	**921**	Copper	690	2
+	**3363**	Medium Pine Green	546	1
=	**3865**	Winter White	506	1
Z	**783**	Medium Topaz	467	1
A	**3371**	Black Brown	422	1
V	**3853**	Dark Autumn Gold	422	1
T	**928**	Very Light Gray Green	353	1
N	**725**	Medium Light Topaz	302	1
S	**919**	Red Copper	274	1
K	**936**	Very Dark Avocado Green	258	1
E	**3790**	Ultra Dark Beige Gray	257	1
C	**310**	Black	253	1
P	**3864**	Light Mocha Beige	228	1
U	**3827**	Pale Golden Brown	72	1

Skeins are estimates, with the two extra rows: the thread a stitch takes on the front and back of 10 mesh canvas, plus 30 percent, rounded up for each color.

Thread colors are approximate screen matches to DMC numbers. Check against real thread before you buy.

For your own stitching, gifts and handmade pieces you sell. Do not resell or share this PDF or copies of it.

Red fox standing, full body Needlepoint pattern

Columns 1 to 74, rows 1 to 74. Start at the red outline

This page is the dark part of the chart



Key

- ● **DMC 927** Light Gray Green
- ■ **DMC 300** Very Dark Mahogany
- ▼ **DMC 739** Ultra Very Light Tan
- ❖ **DMC 922** Light Copper
- X **DMC 926** Medium Gray Green
- H **DMC 921** Copper
- = **DMC 3865** Winter White
- Z **DMC 783** Medium Topaz
- A **DMC 3371** Black Brown
- V **DMC 3853** Dark Autumn Gold
- T **DMC 928** Very Light Gray Green
- N **DMC 725** Medium Light Topaz
- S **DMC 919** Red Copper
- E **DMC 3790** Ultra Dark Beige Gray
- C **DMC 310** Black
- P **DMC 3864** Light Mocha Beige
- U **DMC 3827** Pale Golden Brown

Red fox standing, full body Needlepoint pattern

Columns 75 to 140, rows 1 to 74. Gray squares: charted already, do not stitch again

This page is the dark part of the chart



Key

- ● **DMC 927** Light Gray Green
- □ **DMC 300** Very Dark Mahogany
- ▼ **DMC 739** Ultra Very Light Tan
- ★ **DMC 3768** Dark Gray Green
- ❖ **DMC 922** Light Copper
- X **DMC 926** Medium Gray Green
- = **DMC 3865** Winter White
- Z **DMC 783** Medium Topaz
- A **DMC 3371** Black Brown
- V **DMC 3853** Dark Autumn Gold
- T **DMC 928** Very Light Gray Green
- N **DMC 725** Medium Light Topaz
- E **DMC 3790** Ultra Dark Beige Gray
- P **DMC 3864** Light Mocha Beige
- U **DMC 3827** Pale Golden Brown

Red fox standing, full body Needlepoint pattern

Columns 1 to 74, rows 75 to 140. Gray squares: charted already, do not stitch again

This page is the dark part of the chart



Key

- ■ **DMC 300** Very Dark Mahogany
- ▲ **DMC 3364** Pine Green
- ◆ **DMC 471** Very Light Avocado Green
- ▼ **DMC 739** Ultra Very Light Tan
- ★ **DMC 3768** Dark Gray Green
- ❖ **DMC 922** Light Copper
- X **DMC 926** Medium Gray Green
- H **DMC 921** Copper
- \+ **DMC 3363** Medium Pine Green
- = **DMC 3865** Winter White
- A **DMC 3371** Black Brown
- V **DMC 3853** Dark Autumn Gold
- S **DMC 919** Red Copper
- K **DMC 936** Very Dark Avocado Green
- E **DMC 3790** Ultra Dark Beige Gray
- C **DMC 310** Black
- P **DMC 3864** Light Mocha Beige

Red fox standing, full body Needlepoint pattern

Columns 75 to 140, rows 75 to 140. Gray squares: charted already, do not stitch again

This page is the dark part of the chart



Key

- ■ **DMC 300** Very Dark Mahogany
- ▲ **DMC 3364** Pine Green
- ◆ **DMC 471** Very Light Avocado Green
- ▼ **DMC 739** Ultra Very Light Tan
- ★ **DMC 3768** Dark Gray Green
- ❖ **DMC 922** Light Copper
- X **DMC 926** Medium Gray Green
- H **DMC 921** Copper
- \+ **DMC 3363** Medium Pine Green
- = **DMC 3865** Winter White
- A **DMC 3371** Black Brown
- V **DMC 3853** Dark Autumn Gold
- S **DMC 919** Red Copper
- K **DMC 936** Very Dark Avocado Green
- E **DMC 3790** Ultra Dark Beige Gray
- C **DMC 310** Black
- P **DMC 3864** Light Mocha Beige