Fox in the snow brick cover

Needlepoint pattern | 162 x 110 stitches | 12.5 x 8.5 in (31.7 x 21.5 cm) on 13 mesh | 20 colors



Thread key, DMC

			stitches	yards	skeins
●	3750	Very Dark Antique Blue	5,040	48	8
■	BLANC	White	2,523	24	4
▲	815	Medium Garnet	1,599	16	3
◆	921	Copper	762	8	2
▼	3752	Very Light Antique Blue	623	6	1
★	931	Medium Antique Blue	592	6	1
❖	3756	Ultra Very Light Baby Blue	539	6	1
X	3853	Dark Autumn Gold	467	5	1
O	919	Red Copper	398	4	1
+	3042	Light Antique Violet	388	4	1
=	300	Very Dark Mahogany	315	3	1
Z	347	Very Dark Salmon	224	3	1
A	3743	Very Light Antique Violet	215	3	1
V	3823	Ultra Pale Yellow	145	2	1
T	932	Light Antique Blue	139	2	1
N	3854	Medium Autumn Gold	128	2	1
S	3371	Black Brown	107	2	1
K	225	Ultra Very Light Shell Pink	100	1	1
E	930	Dark Antique Blue	89	1	1
C	745	Light Pale Yellow	63	1	1

One chart square is one tent stitch over one canvas intersection.

Cut the canvas at least 16.5 x 12.5 in (41.8 x 31.7 cm) for 13 mesh: the design and 2 in (5.1 cm) of margin on every side.

14,456 stitches in all, inside the outline: the chart is 162 x 110 at its widest and tallest. Start from the center: a red arrow above the chart marks the center column, and one to the left of it the center row. The arrows are on the pages those lines cross.

The chart is on 4 pages, each cut to what is stitched: bare canvas has no page, and a join falls on plain ground where it can. Page 5 is turned on its side, for a part that is wider than it is tall. Where chart pages join, gray squares repeat two rows or columns. The small picture at the top of each chart page shows which part it is.

Thread: six-strand floss, 7 or 8 strands in the needle on 13 mesh (counted at 8), about 33 skeins of 8.7 yd in all. Or pearl cotton size 3, 1 strand, about 23 skeins of 16.4 yd; or tapestry wool, 1 strand, about 28 skeins of 8.7 yd; or Persian wool, 2 strands, about 25 skeins of 8 yd. Wool is numbered differently: match it by eye. Needle: tapestry, size 20.

Yards and skeins are estimates: the thread a stitch takes on the front and back of 13 mesh canvas, plus 30 percent, rounded up for each color (about 147 yards in all, as the thread lies in the needle).

Thread colors are approximate screen matches to DMC numbers. Check against real thread before you buy.

When it is stitched: also have a finisher, or the fabric and cord to make it up yourself. Ask before you stitch the edge: some finishes take extra rows. "Ways to finish needlepoint" is a guide linked from this pattern's page.

For your own stitching, gifts and handmade pieces you sell. Do not resell or share this PDF.

Fox in the snow brick cover

Needlepoint pattern

Chart 1 of 4: columns 1 to 54, rows 1 to 81

This page is the dark part of the chart



Fox in the snow brick cover

Needlepoint pattern

This page is the dark part of the chart

Chart 2 of 4: columns 55 to 108, rows 1 to 81; gray squares repeat columns 53 and 54



Fox in the snow brick cover

Needlepoint pattern

This page is the dark part of the chart

Chart 3 of 4: columns 109 to 162, rows 1 to 81; gray squares repeat columns 107 and 108



Fox in the snow brick cover

Needlepoint pattern

Chart 4 of 4: columns 30 to 133, rows 82 to 110; gray squares repeat rows 80 and 81

This page is the dark part of the chart

