Round beach design, shells and waves

Needlepoint pattern | 156 x 156 stitches | 12 x 12 in (30.5 x 30.5 cm) on 13 mesh | 24 colors



How to stitch it



1. Each square is one tent stitch, up at 1, down at 2. Lines in continental, right to left, the canvas upside down for the next row; wide areas in basketweave.
2. Cut 18 in of thread. Start and end it without a knot left behind.
3. Mark the middle of the canvas. It is the outlined square on page 5, column 78, row 78 (DMC 817): start there. Count threads, not holes.
4. Go on from it: picture first, background last. Gray squares are on two pages: stitch them once. Empty squares stay bare.
5. When it is done, block it square.

First time? How to needlepoint: flossfield.com/needlepoint/guides/how-to-start/
How to read a chart: flossfield.com/needlepoint/guides/how-to-read-a-chart/

What you need

Canvas: blank mono canvas, 13 mesh (13 threads to the inch), cut 16 in square (40.6 cm).

Needle: blunt tapestry, size 20. Also masking tape for the cut edges, and small scissors.

Thread: six-strand floss, 24 colors, about 42 skeins in all (an estimate). Stitch with 7 strands (8 if canvas shows).

Put it on a footstool or a bench: a stool whose padded top comes off, and staples or tacks. Measure the top over its padding before you begin, and carry the edge on three quarters of an inch beyond the bottom of the board on every side. How to cover a footstool.

Thread list, DMC

			stitches	skeins
●	BLANC	White	2,839	5
■	739	Ultra Very Light Tan	2,675	4
▲	823	Dark Navy Blue	2,353	4
◆	311	Medium Navy Blue	1,209	2
▼	807	Peacock Blue	977	2
★	3760	Medium Wedgwood	971	2
❖	3863	Medium Mocha Beige	946	2
X	712	Cream	922	2
H	747	Very Light Sky Blue	890	2
+	3766	Light Peacock Blue	857	2
=	436	Tan	720	2
Z	817	Very Dark Coral Red	621	1
A	352	Light Coral	473	1
V	351	Coral	450	1
T	350	Medium Coral	427	1
N	738	Very Light Tan	371	1
S	353	Peach	336	1
K	3740	Dark Antique Violet	282	1
E	437	Light Tan	202	1
C	3822	Light Straw	143	1
P	3041	Medium Antique Violet	132	1
U	783	Medium Topaz	130	1
L	780	Ultra Very Dark Topaz	123	1
2	3820	Dark Straw	67	1

Skeins are estimates: the thread a stitch takes on the front and back of 13 mesh canvas, plus 30 percent, rounded up for each color.
Thread colors are approximate screen matches to DMC numbers. Check against real thread before you buy.
For your own stitching, gifts and handmade pieces you sell. Do not resell or share this PDF or copies of it.

Round beach design, shells and waves

Needlepoint pattern

Columns 2 to 78, rows 1 to 66

This page is the dark part of the chart

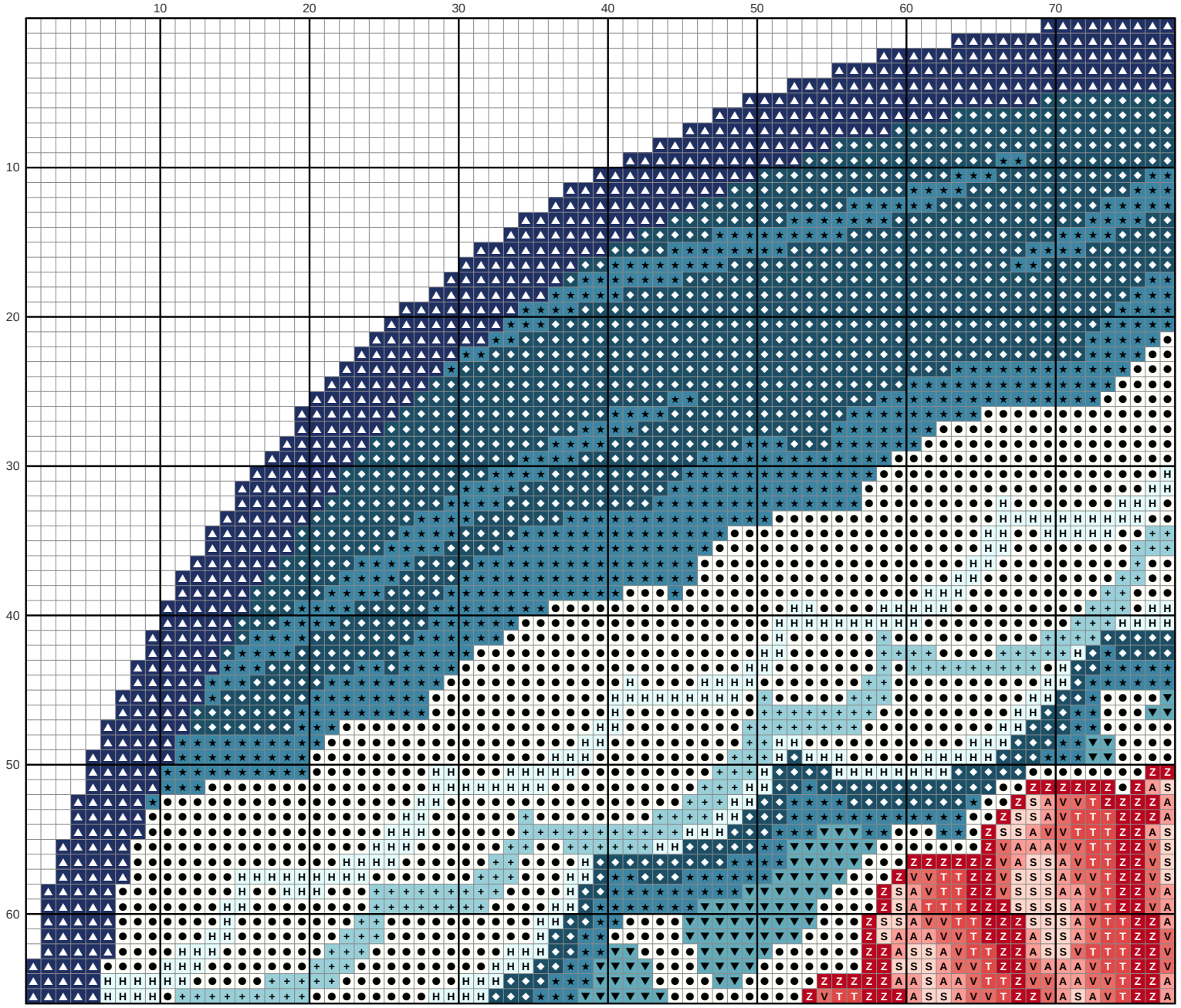

Key

- ● **DMC BLANC** White
- ▲ **DMC 823** Dark Navy Blue
- ◆ **DMC 311** Medium Navy Blue
- ▼ **DMC 807** Peacock Blue
- ★ **DMC 3760** Medium Wedgwood
- H **DMC 747** Very Light Sky Blue
- \+ **DMC 3766** Light Peacock Blue
- Z **DMC 817** Very Dark Coral Red
- A **DMC 352** Light Coral
- V **DMC 351** Coral
- T **DMC 350** Medium Coral
- S **DMC 353** Peach

Round beach design, shells and waves

Needlepoint pattern

Columns 79 to 155, rows 1 to 66. Gray squares: charted already, do not stitch again

This page is the dark part of the chart



Key

- ● **DMC BLANC** White
- ▲ **DMC 823** Dark Navy Blue
- ◆ **DMC 311** Medium Navy Blue
- ▼ **DMC 807** Peacock Blue
- ★ **DMC 3760** Medium Wedgwood
- ❖ **DMC 3863** Medium Mocha Beige
- X **DMC 712** Cream
- H **DMC 747** Very Light Sky Blue
- \+ **DMC 3766** Light Peacock Blue
- = **DMC 436** Tan
- Z **DMC 817** Very Dark Coral Red
- A **DMC 352** Light Coral
- V **DMC 351** Coral
- T **DMC 350** Medium Coral
- S **DMC 353** Peach
- E **DMC 437** Light Tan
- C **DMC 3822** Light Straw
- U **DMC 783** Medium Topaz
- L **DMC 780** Ultra Very Dark Topaz

Round beach design, shells and waves

Needlepoint pattern

Columns 1 to 52, rows 67 to 156. Gray squares: charted already, do not stitch again

This page is the dark part of the chart



Key

- ● **DMC BLANC** White
- ■ **DMC 739** Ultra Very Light Tan
- ▲ **DMC 823** Dark Navy Blue
- ◆ **DMC 311** Medium Navy Blue
- ▼ **DMC 807** Peacock Blue
- ★ **DMC 3760** Medium Wedgwood
- ❖ **DMC 3863** Medium Mocha Beige
- X **DMC 712** Cream
- H **DMC 747** Very Light Sky Blue
- \+ **DMC 3766** Light Peacock Blue
- = **DMC 436** Tan
- Z **DMC 817** Very Dark Coral Red
- A **DMC 352** Light Coral
- V **DMC 351** Coral
- T **DMC 350** Medium Coral
- N **DMC 738** Very Light Tan
- K **DMC 3740** Dark Antique Violet
- E **DMC 437** Light Tan
- P **DMC 3041** Medium Antique Violet

Round beach design, shells and waves

Needlepoint pattern

This page is the dark part of the chart

Columns 53 to 104, rows 67 to 156. Start at the red outline. Gray squares: charted already, do not stitch again



Key

- ● **DMC BLANC** — White
- ■ **DMC 739** — Ultra Very Light Tan
- ▲ **DMC 823** — Dark Navy Blue
- ▼ **DMC 807** — Peacock Blue
- ★ **DMC 3760** — Medium Wedgwood
- ❖ **DMC 3863** — Medium Mocha Beige
- X **DMC 712** — Cream
- H **DMC 747** — Very Light Sky Blue
- \+ **DMC 3766** — Light Peacock Blue
- = **DMC 436** — Tan
- Z **DMC 817** — Very Dark Coral Red
- A **DMC 352** — Light Coral
- V **DMC 351** — Coral
- T **DMC 350** — Medium Coral
- N **DMC 738** — Very Light Tan
- S **DMC 353** — Peach
- K **DMC 3740** — Dark Antique Violet
- E **DMC 437** — Light Tan

Round beach design, shells and waves

Needlepoint pattern

Columns 105 to 156, rows 67 to 156. Gray squares: charted already, do not stitch again

This page is the dark part of the chart





Key

- ● **DMC BLANC** — White
- ■ **DMC 739** — Ultra Very Light Tan
- ▲ **DMC 823** — Dark Navy Blue
- ▼ **DMC 807** — Peacock Blue
- ★ **DMC 3760** — Medium Wedgwood
- ❖ **DMC 3863** — Medium Mocha Beige
- X **DMC 712** — Cream
- H **DMC 747** — Very Light Sky Blue
- = **DMC 436** — Tan
- Z **DMC 817** — Very Dark Coral Red
- A **DMC 352** — Light Coral
- V **DMC 351** — Coral
- T **DMC 350** — Medium Coral
- N **DMC 738** — Very Light Tan
- S **DMC 353** — Peach
- E **DMC 437** — Light Tan
- C **DMC 3822** — Light Straw
- U **DMC 783** — Medium Topaz
- L **DMC 780** — Ultra Very Dark Topaz
- 2 **DMC 3820** — Dark Straw