Women's seashell belt, coral and black

Needlepoint pattern | 180 x 22 stitches | 10 x 1.2 in (25.4 x 3.1 cm) on 18 mesh | 7 colors



How to stitch it



1. Each square is one tent stitch, up at 1, down at 2. Lines in continental, right to left, the canvas upside down for the next row; wide areas in basketweave.
2. Cut 18 in of thread. Start and end it without a knot left behind.
3. Mark the middle of the canvas. It is the outlined square, column 90, row 11 (DMC 310), for a size 36 belt: start there. Count threads, not holes.
4. Go on from it: picture first, background last. One repeat is 5 in: carry on both ways to your length. Gray squares are charted twice: stitch them once.
5. Last, two more rows of DMC 350 along each long edge: they are folded under. Ask your finisher first.

For initials or a name at its middle, type them on the pattern's page: they are charted there.

First time? How to needlepoint: flossfield.com/needlepoint/guides/how-to-start/
How to read a chart: flossfield.com/needlepoint/guides/how-to-read-a-chart/

What you need

Canvas: blank mono canvas, 18 mesh (18 threads to the inch), cut 36 x 5.5 in for a size 36 belt, which is stitched 30 to 32 in long.

Needle: blunt tapestry, size 22. Also masking tape for the cut edges, and small scissors.

Thread: six-strand floss, 7 colors, about 15 skeins for a size 36 belt (an estimate). Stitch with 4 strands (5 or 6 if canvas shows).

Make it a belt: a finisher who mounts it on leather, or a buckle and leather tabs. How to make a belt.

Thread list

			stitches	size 36 belt: skeins of floss
●	**DMC 310**	Black	1,678	5
■	**DMC 350**	Medium Coral	748	4
▲	**DMC 3821**	Straw	552	2
◆	**DMC 712**	Cream	410	1
▼	**DMC 353**	Peach	248	1
★	**DMC 352**	Light Coral	206	1
❖	**DMC 815**	Medium Garnet	118	1

Skeins are estimates, with the two extra rows: the thread a stitch takes on the front and back of 18 mesh canvas, plus 30 percent, rounded up for each color.

Thread colors are approximate screen matches to DMC numbers. Check against real thread before you buy.

For your own stitching, gifts and handmade pieces you sell. Do not resell or share this PDF or copies of it.

Women's seashell belt, coral and black Needlepoint pattern

Columns 1 to 90, rows 1 to 22. Start at the red outline



Columns 91 to 180, rows 1 to 22. Gray squares: charted already, do not stitch again



Key

- **DMC 310** Black
- **DMC 3821** Straw
- **DMC 353** Peach
- **DMC 815** Medium Garnet
- **DMC 350** Medium Coral
- **DMC 712** Cream
- **DMC 352** Light Coral