Siamese cat with a red ribbon

Needlepoint pattern | 140 x 140 stitches | 14 x 14 in (35.6 x 35.6 cm) on 10 mesh | 24 colors



How to stitch it



1. Each square is one tent stitch, up at 1, down at 2. Lines in continental, right to left, the canvas upside down for the next row; wide areas in basketweave.
2. Cut 18 in of thread. Start and end it without a knot left behind.
3. Mark the middle of the canvas. It is the outlined square on page 2, column 70, row 70 (DMC 815): start there. Count threads, not holes.
4. Go on from it: picture first, background last. Gray squares are on two pages: stitch them once.
5. Last, two more rows all round, each stitch in the color it lies beside: the seam hides them.

First time? How to needlepoint: flossfield.com/needlepoint/guides/how-to-start/
How to read a chart: flossfield.com/needlepoint/guides/how-to-read-a-chart/

What you need

Canvas: blank mono canvas, 10 mesh (10 threads to the inch), cut 18.5 in square (47 cm).

Needle: blunt tapestry, size 18. Also masking tape for the cut edges, and small scissors.

Thread: pearl cotton size 3, 24 colors, about 48 skeins in all (an estimate). Stitch with 2 lengths together.

Make it a pillow: backing fabric, an insert the size of the stitching or an inch larger, and cord or piping for the edge. How to finish a pillow.

Thread list, DMC

			stitches	skeins
●	**926**	Medium Gray Green	6,705	11
■	**3768**	Dark Gray Green	2,047	4
▲	**890**	Ultra Dark Pistachio Green	1,011	2
◆	**815**	Medium Garnet	904	2
▼	**436**	Tan	863	2
★	**321**	Red	821	2
❖	**801**	Dark Coffee Brown	754	2
X	**433**	Medium Brown	753	2
H	**842**	Very Light Beige Brown	735	2
+	**988**	Medium Forest Green	719	2
=	**434**	Light Brown	705	2
Z	**938**	Ultra Dark Coffee Brown	680	2
A	**3346**	Hunter Green	618	2
V	**739**	Ultra Very Light Tan	447	1
T	**841**	Light Beige Brown	428	1
N	**840**	Medium Beige Brown	352	1
S	**712**	Cream	260	1
K	**498**	Dark Red	242	1
E	**350**	Medium Coral	218	1
C	**223**	Light Shell Pink	103	1
P	**310**	Black	102	1
U	**3820**	Dark Straw	71	1
L	**995**	Dark Electric Blue	48	1
2	**3325**	Light Baby Blue	14	1

Skeins are estimates, with the two extra rows: the thread a stitch takes on the front and back of 10 mesh canvas, plus 30 percent, rounded up for each color.

Thread colors are approximate screen matches to DMC numbers. Check against real thread before you buy.

For your own stitching, gifts and handmade pieces you sell. Do not resell or share this PDF or copies of it.

Siamese cat with a red ribbon

Needlepoint pattern

Columns 1 to 74, rows 1 to 74. Start at the red outline

This page is the dark part of the chart



Key

- ● **DMC 926** Medium Gray Green
- ■ **DMC 3768** Dark Gray Green
- ▲ **DMC 890** Ultra Dark Pistachio Green
- ◆ **DMC 815** Medium Garnet
- ▼ **DMC 436** Tan
- ★ **DMC 321** Red
- ❖ **DMC 801** Dark Coffee Brown
- X **DMC 433** Medium Brown
- H **DMC 842** Very Light Beige Brown
- \+ **DMC 988** Medium Forest Green
- = **DMC 434** Light Brown
- Z **DMC 938** Ultra Dark Coffee Brown
- A **DMC 3346** Hunter Green
- V **DMC 739** Ultra Very Light Tan
- T **DMC 841** Light Beige Brown
- N **DMC 840** Medium Beige Brown
- S **DMC 712** Cream
- K **DMC 498** Dark Red
- E **DMC 350** Medium Coral
- C **DMC 223** Light Shell Pink
- P **DMC 310** Black
- L **DMC 995** Dark Electric Blue
- 2 **DMC 3325** Light Baby Blue

Siamese cat with a red ribbon

Needlepoint pattern

Columns 75 to 140, rows 1 to 74. Gray squares: charted already, do not stitch again

This page is the dark part of the chart



Key

●	**DMC 926** Medium Gray Green	H	**DMC 842** Very Light Beige Brown	S	**DMC 712** Cream
■	**DMC 3768** Dark Gray Green	+	**DMC 988** Medium Forest Green	K	**DMC 498** Dark Red
▲	**DMC 890** Ultra Dark Pistachio Green	Z	**DMC 938** Ultra Dark Coffee Brown	E	**DMC 350** Medium Coral
◆	**DMC 815** Medium Garnet	A	**DMC 3346** Hunter Green	C	**DMC 223** Light Shell Pink
★	**DMC 321** Red	V	**DMC 739** Ultra Very Light Tan	P	**DMC 310** Black
❖	**DMC 801** Dark Coffee Brown	T	**DMC 841** Light Beige Brown	L	**DMC 995** Dark Electric Blue
X	**DMC 433** Medium Brown	N	**DMC 840** Medium Beige Brown	2	**DMC 3325** Light Baby Blue

Siamese cat with a red ribbon Needlepoint pattern

Columns 1 to 74, rows 75 to 140. Gray squares: charted already, do not stitch again

This page is the dark part of the chart



Key

- **DMC 926** Medium Gray Green
- **DMC 3768** Dark Gray Green
- **DMC 890** Ultra Dark Pistachio Green
- **DMC 815** Medium Garnet
- **DMC 436** Tan
- **DMC 321** Red
- **DMC 801** Dark Coffee Brown
- **DMC 433** Medium Brown
- **DMC 842** Very Light Beige Brown
- **DMC 988** Medium Forest Green
- **DMC 434** Light Brown
- **DMC 938** Ultra Dark Coffee Brown
- **DMC 3346** Hunter Green
- **DMC 739** Ultra Very Light Tan
- **DMC 712** Cream
- **DMC 498** Dark Red
- **DMC 350** Medium Coral
- **DMC 3820** Dark Straw

Siamese cat with a red ribbon

Needlepoint pattern

Columns 75 to 140, rows 75 to 140. Gray squares: charted already, do not stitch again

This page is the dark part of the chart



Key

- ● **DMC 926** Medium Gray Green
- ■ **DMC 3768** Dark Gray Green
- ▲ **DMC 890** Ultra Dark Pistachio Green
- ◆ **DMC 815** Medium Garnet
- ▼ **DMC 436** Tan
- ★ **DMC 321** Red
- ❖ **DMC 801** Dark Coffee Brown
- X **DMC 433** Medium Brown
- H **DMC 842** Very Light Beige Brown
- \+ **DMC 988** Medium Forest Green
- = **DMC 434** Light Brown
- Z **DMC 938** Ultra Dark Coffee Brown
- A **DMC 3346** Hunter Green
- V **DMC 739** Ultra Very Light Tan
- T **DMC 841** Light Beige Brown
- N **DMC 840** Medium Beige Brown
- K **DMC 498** Dark Red
- E **DMC 350** Medium Coral