Sparrow in ripe wheat

Needlepoint pattern | 140 x 140 stitches | 14 x 14 in (35.6 x 35.6 cm) on 10 mesh | 24 colors



Thread key, DMC

			stitches	yards	skeins
●	**926**	Medium Gray Green	7,480	93	12
□	**3750**	Very Dark Antique Blue	3,256	41	5
▲	**3822**	Light Straw	2,358	30	4
◆	**3371**	Black Brown	747	10	2
▼	**780**	Ultra Very Dark Topaz	647	8	1
★	**3820**	Dark Straw	592	8	1
❖	**842**	Very Light Beige Brown	536	7	1
X	**822**	Light Beige Gray	407	6	1
O	**400**	Dark Mahogany	363	5	1
+	**898**	Very Dark Coffee Brown	360	5	1
=	**301**	Medium Mahogany	341	5	1
Z	**437**	Light Tan	326	5	1
A	**BLANC**	White	314	4	1
V	**3364**	Pine Green	309	4	1
T	**783**	Medium Topaz	306	4	1
N	**840**	Medium Beige Brown	287	4	1
S	**841**	Light Beige Brown	216	3	1
K	**3362**	Dark Pine Green	184	3	1
E	**791**	Very Dark Cornflower Blue	154	2	1
C	**436**	Tan	119	2	1
P	**799**	Medium Delft Blue	108	2	1
U	**3772**	Very Dark Desert Sand	68	1	1
L	**739**	Ultra Very Light Tan	66	1	1
2	**798**	Dark Delft Blue	56	1	1

One chart square is one tent stitch over one canvas intersection.

Cut the canvas at least 18 x 18 in (45.7 x 45.7 cm) for 10 mesh: the design and 2 in (5.1 cm) of margin on every side.

19,600 stitches in all. Start from the center: a red arrow above the chart marks the center column, and one to the left of it the center row. The arrows are on the pages those lines cross.

The chart is divided evenly over 4 pages. Where chart pages join, gray squares repeat two rows or columns. The small picture at the top of each chart page shows which part it is.

Thread: pearl cotton size 3, 2 strands in the needle on 10 mesh, about 43 skeins of 16.4 yd in all. Or six-strand floss, 8 to 10 strands, about 57 skeins of 8.7 yd; or tapestry wool, 1 strand, about 42 skeins of 8.7 yd; or Persian wool, 3 strands, about 44 skeins of 8 yd. Wool is numbered differently: match it by eye. Needle: tapestry, size 16 or 18.

Yards and skeins are estimates: the thread a stitch takes on the front and back of 10 mesh canvas, plus 30 percent, rounded up for each color (about 254 yards in all, as the thread lies in the needle).

Thread colors are approximate screen matches to DMC numbers. Check against real thread before you buy.

Make it a pillow: also have backing fabric, an insert the size of the stitching or an inch larger, and cord or piping for the edge. The seam takes the last two rows: stitch two extra rows all round, or keep the edge plain. "How to finish a pillow" is a guide linked from this pattern's page.

For your own stitching, gifts and handmade pieces you sell. Do not resell or share this PDF or copies of it.

Sparrow in ripe wheat Needlepoint pattern

Chart 1 of 4: columns 1 to 70, rows 1 to 70

This page is the dark part of the chart



Key

- ● **DMC 926** Medium Gray Green
- ■ **DMC 3750** Very Dark Antique Blue
- ▲ **DMC 3822** Light Straw
- ◆ **DMC 3371** Black Brown
- ▼ **DMC 780** Ultra Very Dark Topaz
- ★ **DMC 3820** Dark Straw
- X **DMC 822** Light Beige Gray
- O **DMC 400** Dark Mahogany
- \+ **DMC 898** Very Dark Coffee Brown
- = **DMC 301** Medium Mahogany
- Z **DMC 437** Light Tan
- A **DMC BLANC** White
- T **DMC 783** Medium Topaz
- L **DMC 739** Ultra Very Light Tan

Sparrow in ripe wheat Needlepoint pattern

This page is the dark part of the chart

Chart 2 of 4: columns 71 to 140, rows 1 to 70; gray squares repeat columns 69 and 70



Key

- ● **DMC 926** Medium Gray Green
- ■ **DMC 3750** Very Dark Antique Blue
- ▲ **DMC 3822** Light Straw
- ◆ **DMC 3371** Black Brown
- ▼ **DMC 780** Ultra Very Dark Topaz
- ★ **DMC 3820** Dark Straw
- ❖ **DMC 842** Very Light Beige Brown
- X **DMC 822** Light Beige Gray
- O **DMC 400** Dark Mahogany
- \+ **DMC 898** Very Dark Coffee Brown
- = **DMC 301** Medium Mahogany
- A **DMC BLANC** White
- T **DMC 783** Medium Topaz

Sparrow in ripe wheat

Needlepoint pattern

Chart 3 of 4: columns 1 to 70, rows 71 to 140; gray squares repeat rows 69 and 70

This page is the dark part of the chart



Sparrow in ripe wheat

Needlepoint pattern

This page is the dark part of the chart

Chart 4 of 4: columns 71 to 140, rows 71 to 140; gray squares repeat columns 69 and 70 and rows 69 and 70

