Baby's first Christmas stocking, bear

Needlepoint pattern | 143 x 234 stitches | 11 x 18 in (27.9 x 45.7 cm) on 13 mesh | 24 colors



Thread key, DMC

			stitches	yards	skeins
●	890	Ultra Dark Pistachio Green	7,122	68	11
□	801	Dark Coffee Brown	2,735	26	4
▲	739	Ultra Very Light Tan	2,051	20	3
◆	3827	Pale Golden Brown	1,510	15	3
▼	977	Light Golden Brown	1,343	13	2
★	434	Light Brown	1,048	10	2
❖	919	Red Copper	1,044	10	2
X	976	Medium Golden Brown	832	8	2
O	3855	Light Autumn Gold	779	8	2
+	725	Medium Light Topaz	536	6	1
=	3856	Ultra Very Light Mahogany	519	5	1
Z	726	Light Topaz	508	5	1
A	918	Dark Red Copper	475	5	1
V	3852	Very Dark Straw	435	5	1
T	3810	Dark Turquoise	387	4	1
N	738	Very Light Tan	367	4	1
S	319	Very Dark Pistachio Green	300	3	1
K	3371	Black Brown	230	3	1
E	922	Light Copper	228	3	1
C	745	Light Pale Yellow	176	2	1
P	407	Dark Desert Sand	141	2	1
U	3808	Ultra Very Dark Turquoise	112	2	1
L	598	Light Turquoise	34	1	1
2	BLANC	White	8	1	1

One chart square is one tent stitch over one canvas intersection.

Cut the canvas at least 15 x 22 in (38.1 x 55.9 cm) for 13 mesh: the design and 2 in (5.1 cm) of margin on every side.

22,920 stitches in all, inside the outline: the chart is 143 x 234 at its widest and tallest. Start from the center: a red arrow above the chart marks the center column, and one to the left of it the center row. The arrows are on the pages those lines cross.

The chart is on 4 pages, each cut to what is stitched: bare canvas has no page, and a join falls on plain ground where it can. Pages 2 and 3 are turned on their side, for a part that is wider than it is tall. Where chart pages join, gray squares repeat two rows or columns. The small picture at the top of each chart page shows which part it is.

For a name: the dashed box on the cuff is its plain part, 82 x 14 stitches, columns 62 to 143 and rows 1 to 14. The two red marks in it are its middle (between columns 102 and 103): center the name there, not under the arrow of the whole chart.

Thread: six-strand floss, 7 or 8 strands in the needle on 13 mesh (counted at 8), about 46 skeins of 8.7 yd in all. Or pearl cotton size 3, 1 strand, about 30 skeins of 16.4 yd; or tapestry wool, 1 strand, about 39 skeins of 8.7 yd; or Persian wool, 2 strands, about 34 skeins of 8 yd. Wool is numbered differently: match it by eye. Needle: tapestry, size 20.

Yards and skeins are estimates: the thread a stitch takes on the front and back of 13 mesh canvas, plus 30 percent, rounded up for each color (about 229 yards in all, as the thread lies in the needle).

Thread colors are approximate screen matches to DMC numbers. Check against real thread before you buy.

Make it a stocking: also have backing and lining fabric, cord or piping, and a loop. Finishers ask for stockings months before Christmas, and most want two extra rows all round. Ask yours before the edge, and stitch a name first. "How to finish a stocking" is a guide linked from this pattern's page.

For your own stitching, gifts and handmade pieces you sell. Do not resell or share this PDF or copies of it.

Baby's first Christmas stocking, bear

Needlepoint pattern

Chart 1 of 4: columns 62 to 143, rows 1 to 71

This page is the dark part of the chart



Key

- DMC 890
- DMC 801
- DMC 739
- DMC 3827
- DMC 977
- DMC 434 Light Brown
- DMC 919 Red Copper
- DMC 976
- DMC 3855
- DMC 3856
- DMC 3852
- DMC 319
- DMC 3371 Black Brown
- DMC 407 Dark Desert Sand
- DMC BLANC White

Baby's first Christmas stocking, bear

Needlepoint pattern

Chart 2 of 4: columns 61 to 143, rows 72 to 140; gray squares repeat rows 70 and 71

This page is the dark part of the chart



Key

- DMC 890
- DMC 801
- DMC 739
- DMC 3827
- DMC 977
- DMC 434 Light Brown
- DMC 976
- DMC 3855
- DMC 725
- DMC 726 Light Topaz
- DMC 3852
- DMC 3810
- DMC 738 Very Light Tan
- DMC 319
- DMC 3371 Black Brown
- DMC 745
- DMC 3808
- DMC 598
- DMC BLANC White

Baby's first Christmas stocking, bear Needlepoint pattern

Chart 3 of 4: columns 1 to 72, rows 141 to 234; gray squares repeat rows 139 and 140

This page is the dark part of the chart



Baby's first Christmas stocking, bear

Needlepoint pattern

This page is the dark part of the chart

Chart 4 of 4: columns 73 to 143, rows 141 to 234; gray squares repeat columns 71 and 72 and rows 139 and 140

