Navy, white and red backgammon board

Needlepoint pattern | 269 x 207 stitches | 20.7 x 15.9 in (52.6 x 40.4 cm) on 13 mesh | 11 colors



How to stitch it



1. Each square is one tent stitch, up at 1, down at 2. Lines in continental, right to left, the canvas upside down for the next row; wide areas in basketweave.
2. Cut 18 in of thread. Start and end it without a knot left behind.
3. Mark the middle of the canvas. It is the outlined square on page 6, column 135, row 104 (DMC 3820): start there. Count threads, not holes.
4. Go on from it: picture first, background last. Gray squares are on two pages: stitch them once.
5. Last, two more rows all round in DMC 336: the board's edge hides them.

First time? How to needlepoint: flossfield.com/needlepoint/guides/how-to-start/
How to read a chart: flossfield.com/needlepoint/guides/how-to-read-a-chart/

What you need

Canvas: blank mono canvas, 13 mesh (13 threads to the inch), cut 25 in wide x 20.5 in high (63.5 x 52.1 cm).

Needle: blunt tapestry, size 20. Also masking tape for the cut edges, and small scissors.

Thread: six-strand floss, 11 colors, about 89 skeins in all (an estimate). Stitch with 7 strands (8 if canvas shows).

Make it a game board: a rigid board, and glass or a rim of wood. How to make a game board.

Thread list, DMC

			stitches	skeins
●	**3865**	Winter White	23,797	35
□	**336**	Navy Blue	14,552	24
▲	**321**	Red	8,206	12
◆	**3820**	Dark Straw	3,959	6
▼	**322**	Dark Baby Blue	1,978	3
★	**815**	Medium Garnet	1,178	2
❖	**3755**	Baby Blue	882	2
X	**3752**	Very Light Antique Blue	849	2
H	**3325**	Light Baby Blue	122	1
+	**782**	Dark Topaz	98	1
=	**775**	Very Light Baby Blue	62	1

Skeins are estimates, with the two extra rows: the thread a stitch takes on the front and back of 13 mesh canvas, plus 30 percent, rounded up for each color.

Thread colors are approximate screen matches to DMC numbers. Check against real thread before you buy.

For your own stitching, gifts and handmade pieces you sell. Do not resell or share this PDF or copies of it.

Navy, white and red backgammon board

Needlepoint pattern

Columns 1 to 90, rows 1 to 69

This page is the dark part of the chart



Key

- **DMC 3865** Winter White
- **DMC 336** Navy Blue
- **DMC 321** Red
- **DMC 3820** Dark Straw
- **DMC 322** Dark Baby Blue
- **DMC 815** Medium Garnet
- **DMC 3752** Very Light Antique Blue

Navy, white and red backgammon board

Needlepoint pattern

Columns 91 to 180, rows 1 to 69. Gray squares: charted already, do not stitch again

This page is the dark part of the chart



Key

- **DMC 3865** Winter White
- **DMC 336** Navy Blue
- **DMC 321** Red
- **DMC 3820** Dark Straw
- **DMC 322** Dark Baby Blue
- **DMC 815** Medium Garnet
- **DMC 3752** Very Light Antique Blue

Navy, white and red backgammon board

Needlepoint pattern

Columns 181 to 269, rows 1 to 69. Gray squares: charted already, do not stitch again

This page is the dark part of the chart



Key

- DMC 3865 Winter White
- DMC 336 Navy Blue
- DMC 321 Red
- DMC 3820 Dark Straw
- DMC 322 Dark Baby Blue
- DMC 815 Medium Garnet
- X DMC 3752 Very Light Antique Blue

Navy, white and red backgammon board

Needlepoint pattern

Columns 1 to 90, rows 70 to 138. Gray squares: charted already, do not stitch again

This page is the dark part of the chart



Key

- ● **DMC 3865** Winter White
- ■ **DMC 336** Navy Blue
- ▲ **DMC 321** Red
- ◆ **DMC 3820** Dark Straw
- ▼ **DMC 322** Dark Baby Blue
- ★ **DMC 815** Medium Garnet
- ❖ **DMC 3755** Baby Blue
- X **DMC 3752** Very Light Antique Blue
- H **DMC 3325** Light Baby Blue
- \+ **DMC 782** Dark Topaz
- = **DMC 775** Very Light Baby Blue

Navy, white and red backgammon board

Needlepoint pattern

Columns 91 to 180, rows 70 to 138. Start at the red outline. Gray squares: charted already, do not stitch again

This page is the dark part of the chart



Key

- DMC 3865 Winter White
- DMC 336 Navy Blue
- DMC 321 Red
- DMC 3820 Dark Straw
- DMC 322 Dark Baby Blue
- DMC 782 Dark Topaz

Navy, white and red backgammon board

Needlepoint pattern

Columns 181 to 269, rows 70 to 138. Gray squares: charted already, do not stitch again

This page is the dark part of the chart



Key

- ● **DMC 3865** Winter White
- ■ **DMC 336** Navy Blue
- ▲ **DMC 321** Red
- ◆ **DMC 3820** Dark Straw
- ▼ **DMC 322** Dark Baby Blue
- ★ **DMC 815** Medium Garnet
- ❖ **DMC 3755** Baby Blue
- X **DMC 3752** Very Light Antique Blue
- H **DMC 3325** Light Baby Blue
- \+ **DMC 782** Dark Topaz
- = **DMC 775** Very Light Baby Blue

Navy, white and red backgammon board

Needlepoint pattern

Columns 1 to 90, rows 139 to 207. Gray squares: charted already, do not stitch again

This page is the dark part of the chart

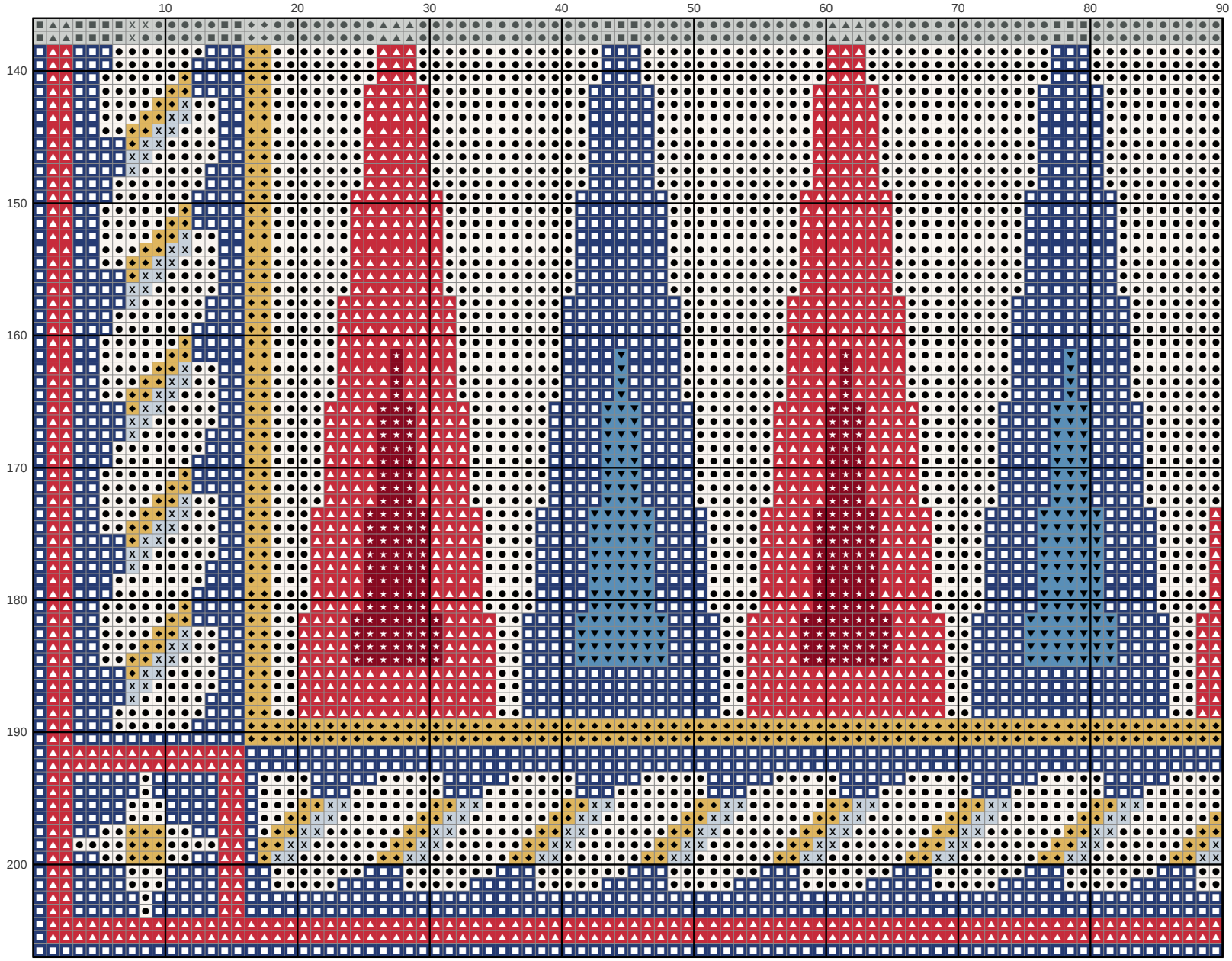

Key

- DMC 3865 Winter White
- DMC 336 Navy Blue
- DMC 321 Red
- DMC 3820 Dark Straw
- DMC 322 Dark Baby Blue
- DMC 815 Medium Garnet
- DMC 3752 Very Light Antique Blue

Navy, white and red backgammon board

Needlepoint pattern

Columns 91 to 180, rows 139 to 207. Gray squares: charted already, do not stitch again

This page is the dark part of the chart

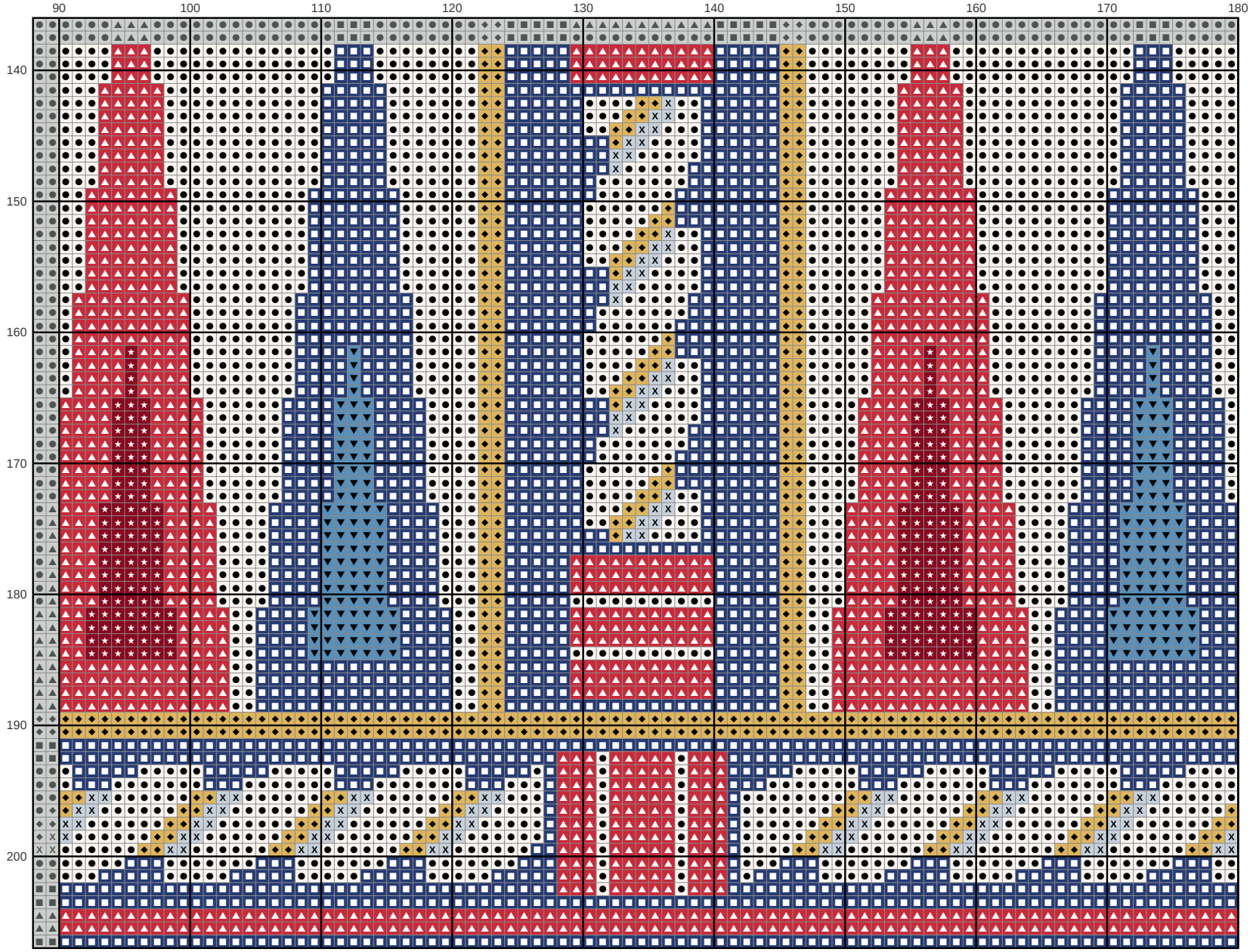

Key

- DMC 3865 Winter White
- DMC 336 Navy Blue
- DMC 321 Red
- DMC 3820 Dark Straw
- DMC 322 Dark Baby Blue
- DMC 815 Medium Garnet
- DMC 3752 Very Light Antique Blue

Navy, white and red backgammon board

Needlepoint pattern

Columns 181 to 269, rows 139 to 207. Gray squares: charted already, do not stitch again

This page is the dark part of the chart

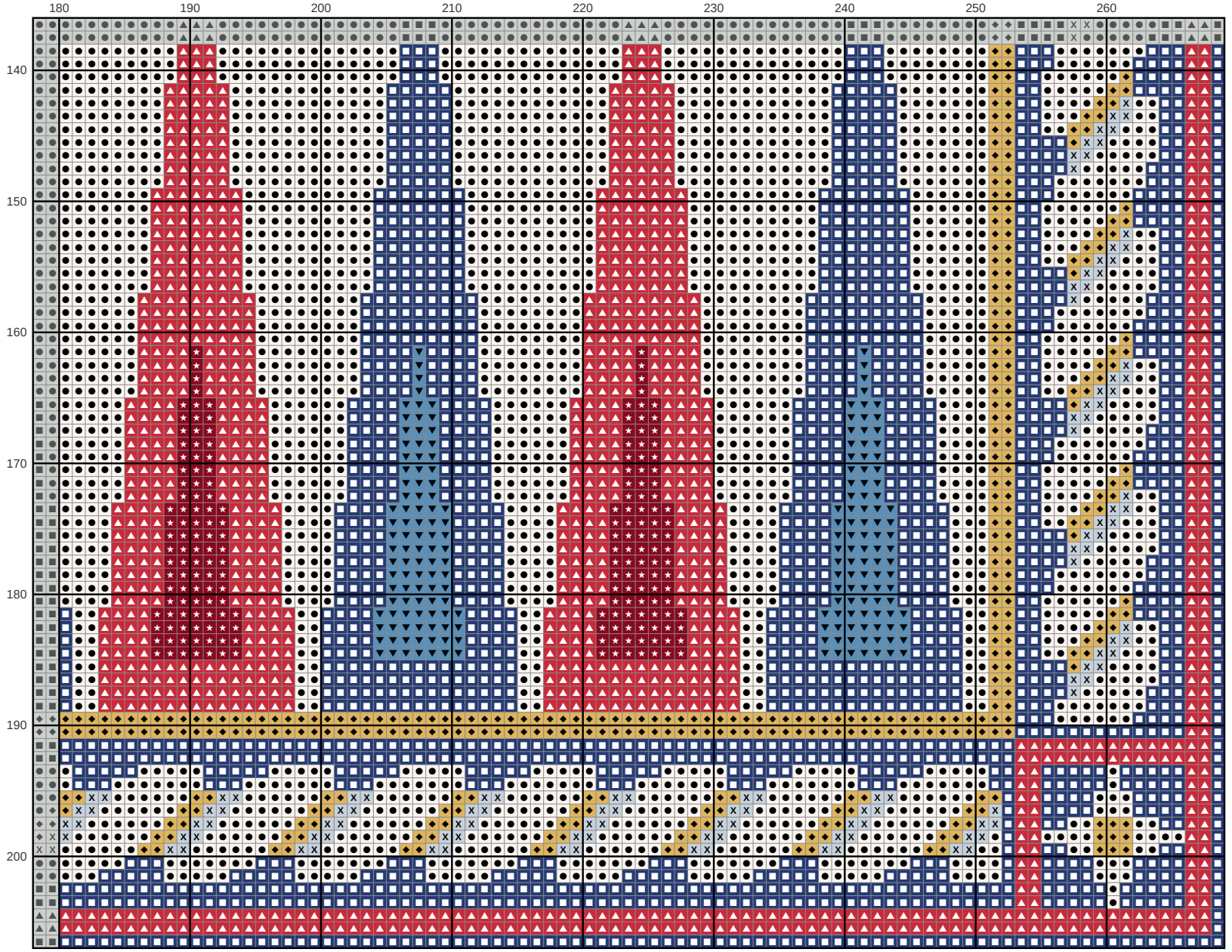

Key

- DMC 3865 Winter White
- DMC 336 Navy Blue
- DMC 321 Red
- DMC 3820 Dark Straw
- DMC 322 Dark Baby Blue
- DMC 815 Medium Garnet
- X DMC 3752 Very Light Antique Blue