Nantucket sailboats watch strap

Needlepoint pattern | 180 x 24 stitches | 10 x 1.3 in (25.4 x 3.4 cm) on 18 mesh | 8 colors



How to read the chart



1. Each square is one tent stitch, up at 1, down at 2: basketweave in the figures, continental in the one-row lines.
2. Cut 18 in of thread. Start and end it without a knot left behind.
3. Mark the middle of the canvas. It is the outlined square (DMC 3325): start there. Count threads, not holes.
4. One repeat is 90 x 24 stitches. Carry on both ways from the middle, to your length. Gray squares are charted twice: stitch them once.
5. A heavier line stands every ten squares: count by them.
6. First time? How to needlepoint.

flossfield.com/needlepoint/guides/how-to-read-a-chart/

You will need

Canvas: blank mono canvas, 18 mesh (18 threads to the inch), cut 14 x 5.3 in (35.6 x 13.5 cm) for what is charted.

Needle: tapestry, size 22. Also masking tape for the cut edges, and small scissors.

Thread: six-strand floss, 4 strands in the needle (5 or 6 if canvas shows), about 9 skeins for what is charted (an estimate).

Make it a band to wear: a finisher who backs it with velvet, leather or suede. Measure the wearer before you stitch the ends, stitch one extra row all round, and ask who supplies the clasp. Bands, buttons and pendants.

Thread list

			stitches	skeins of floss
●	**DMC 3325**	Light Baby Blue	1,316	2
■	**DMC 336**	Navy Blue	766	1
▲	**DMC 3821**	Straw	640	1
◆	**DMC 782**	Dark Topaz	504	1
▼	**DMC BLANC**	White	500	1
★	**DMC 322**	Dark Baby Blue	342	1
❖	**DMC 321**	Red	194	1
X	**DMC 815**	Medium Garnet	58	1

Skeins are estimates: the thread a stitch takes on the front and back of 18 mesh canvas, plus 30 percent, rounded up for each color.

Thread colors are approximate screen matches to DMC numbers. Check against real thread before you buy.

For your own stitching, gifts and handmade pieces you sell. Do not resell or share this PDF or copies of it.

Nantucket sailboats watch strap Needlepoint pattern

Chart 1 of 2: columns 1 to 90, rows 1 to 24. Start at the red outline

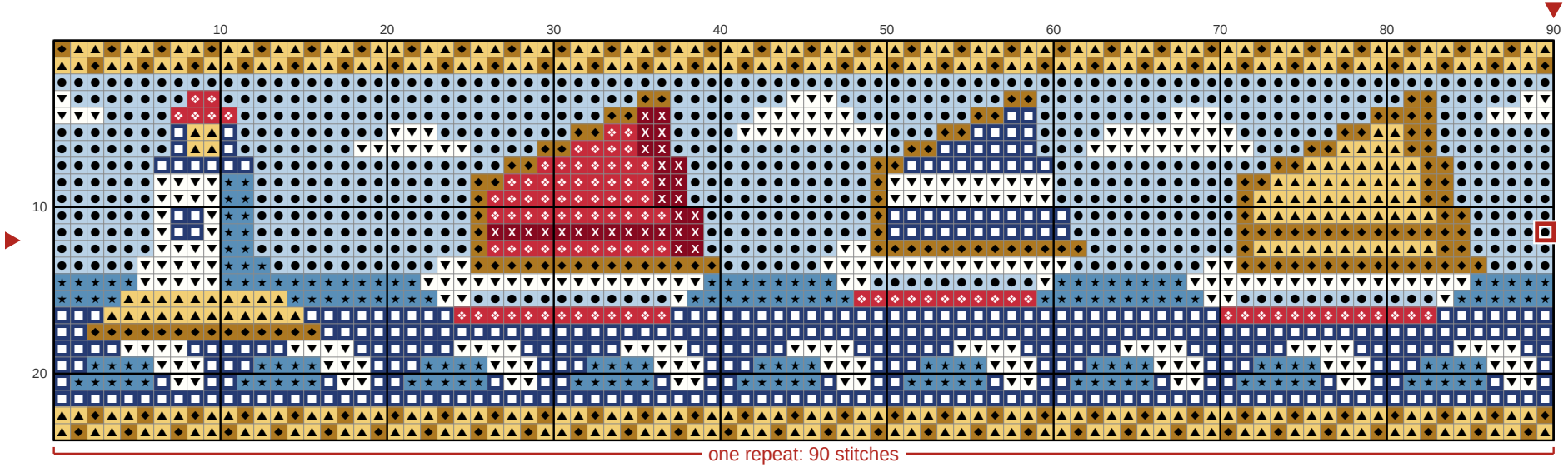

Chart 2 of 2: columns 91 to 180, rows 1 to 24. Gray squares repeat columns 89 and 90: do not stitch them twice

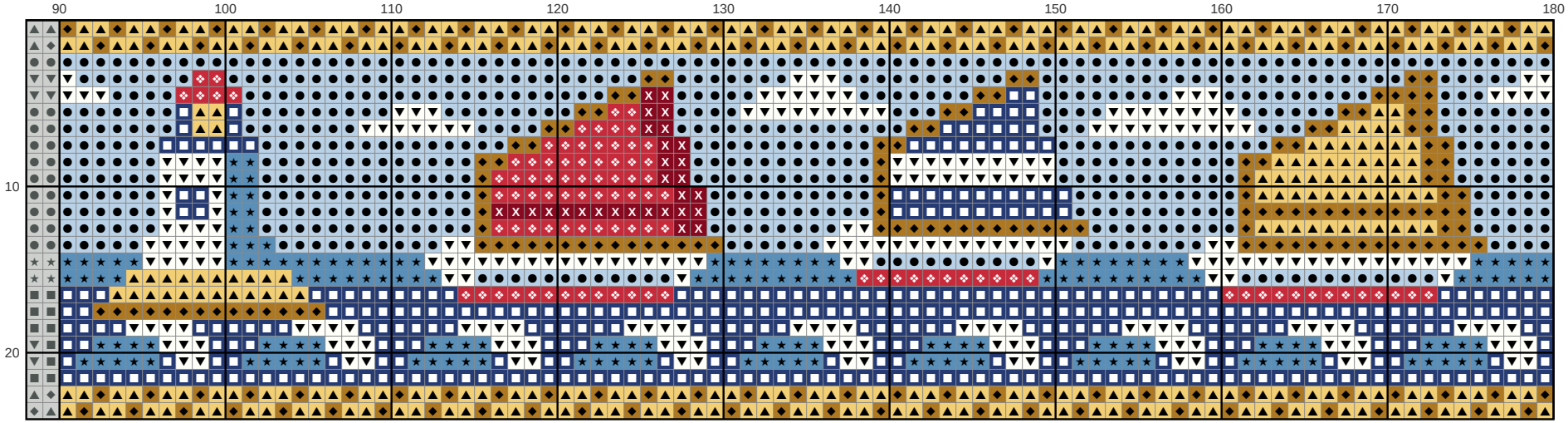

Key

- **DMC 3325** Light Baby Blue
- **DMC 336** Navy Blue
- **DMC 3821** Straw
- **DMC 782** Dark Topaz
- **DMC BLANC** White
- **DMC 322** Dark Baby Blue
- **DMC 321** Red
- **DMC 815** Medium Garnet