# Niche kilim pillow

Needlepoint pattern | 156 x 156 stitches | 12 x 12 in (30.5 x 30.5 cm) on 13 mesh | 18 colors



## How to stitch it




1. Each square is one tent stitch, up at 1, down at 2. Lines in continental, right to left, the canvas upside down for the next row; wide areas in basketweave.
2. Cut 18 in of thread. Start and end it without a knot left behind.
3. Mark the middle of the canvas. It is the outlined square on page 5, column 78, row 78 (DMC 563): start there. Count threads, not holes.
4. Go on from it: picture first, background last. Gray squares are on two pages: stitch them once.
5. Last, two more rows all round in DMC 500: the seam hides them.

First time? How to needlepoint: flossfield.com/needlepoint/guides/how-to-start/
How to read a chart: flossfield.com/needlepoint/guides/how-to-read-a-chart/

## What you need

**Canvas:** blank mono canvas, 13 mesh (13 threads to the inch), cut 16.5 in square (41.9 cm).

**Needle:** blunt tapestry, size 20. Also masking tape for the cut edges, and small scissors.

**Thread:** six-strand floss, 18 colors, about 46 skeins in all (an estimate). Stitch with 7 strands (8 if canvas shows).

**Make it a pillow:** backing fabric, an insert the size of the stitching or an inch larger, and cord or piping for the edge. How to finish a pillow.

## Thread list, DMC

| | | | stitches | skeins |
|---|---|---|---|---|
| ● | **310** | Black | 7,530 | 11 |
| ■ | **729** | Medium Old Gold | 4,216 | 7 |
| ▲ | **500** | Very Dark Blue Green | 3,332 | 7 |
| ◆ | **505** | Jade Green | 1,366 | 2 |
| ▼ | **782** | Dark Topaz | 1,310 | 2 |
| ★ | **152** | Medium Light Shell Pink | 1,096 | 2 |
| ❖ | **562** | Medium Jade | 1,072 | 2 |
| X | **676** | Light Old Gold | 848 | 2 |
| H | **563** | Light Jade | 742 | 2 |
| + | **223** | Light Shell Pink | 484 | 1 |
| = | **561** | Very Dark Jade | 414 | 1 |
| Z | **3818** | Ultra Very Dark Emerald Green | 410 | 1 |
| A | **224** | Very Light Shell Pink | 354 | 1 |
| V | **225** | Ultra Very Light Shell Pink | 342 | 1 |
| T | **712** | Cream | 328 | 1 |
| N | **221** | Very Dark Shell Pink | 234 | 1 |
| S | **738** | Very Light Tan | 184 | 1 |
| K | **780** | Ultra Very Dark Topaz | 74 | 1 |

Skeins are estimates, with the two extra rows: the thread a stitch takes on the front and back of 13 mesh canvas, plus 30 percent, rounded up for each color.

Thread colors are approximate screen matches to DMC numbers. Check against real thread before you buy.

For your own stitching, gifts and handmade pieces you sell. Do not resell or share this PDF or copies of it.

# Niche kilim pillow

Needlepoint pattern

Columns 1 to 78, rows 1 to 66

This page is the dark part of the chart

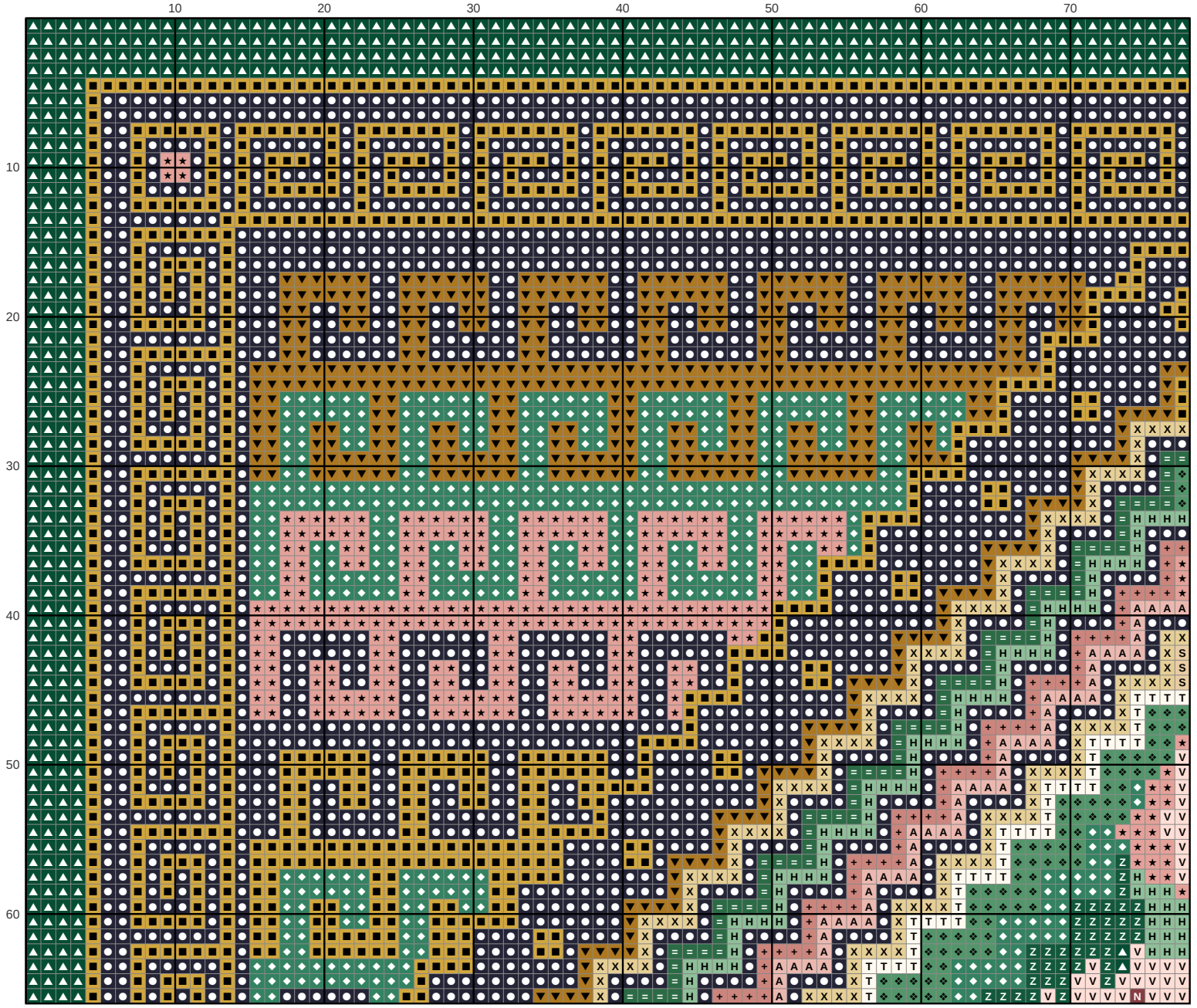


## Key

- **DMC 310** Black
- **DMC 729** Medium Old Gold
- **DMC 500** Very Dark Blue Green
- **DMC 505** Jade Green
- **DMC 782** Dark Topaz
- **DMC 152** Medium Light Shell Pink
- **DMC 562** Medium Jade
- **DMC 676** Light Old Gold
- **DMC 563** Light Jade
- **DMC 223** Light Shell Pink
- **DMC 561** Very Dark Jade
- **DMC 3818** Ultra Very Dark Emerald Green
- **DMC 224** Very Light Shell Pink
- **DMC 225** Ultra Very Light Shell Pink
- **DMC 712** Cream
- **DMC 221** Very Dark Shell Pink
- **DMC 738** Very Light Tan

# Niche kilim pillow

Needlepoint pattern

Columns 79 to 156, rows 1 to 66. Gray squares: charted already, do not stitch again

This page is the dark part of the chart

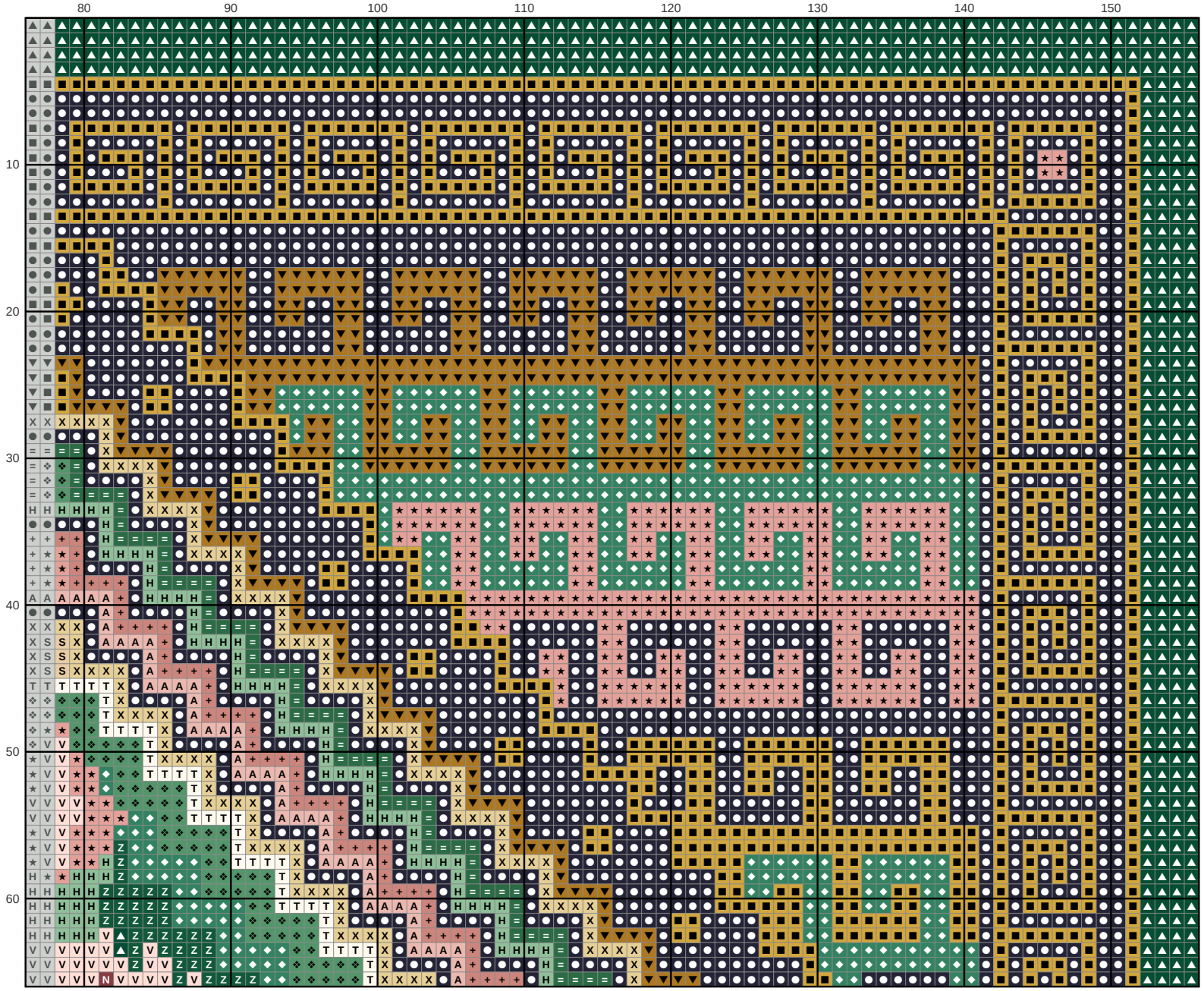


## Key

- **DMC 310** Black
- **DMC 729** Medium Old Gold
- **DMC 500** Very Dark Blue Green
- **DMC 505** Jade Green
- **DMC 782** Dark Topaz
- **DMC 152** Medium Light Shell Pink
- **DMC 562** Medium Jade
- **DMC 676** Light Old Gold
- **DMC 563** Light Jade
- **DMC 223** Light Shell Pink
- **DMC 561** Very Dark Jade
- **DMC 3818** Ultra Very Dark Emerald Green
- **DMC 224** Very Light Shell Pink
- **DMC 225** Ultra Very Light Shell Pink
- **DMC 712** Cream
- **DMC 221** Very Dark Shell Pink
- **DMC 738** Very Light Tan

# Niche kilim pillow

Needlepoint pattern

This page is the dark part of the chart

Columns 1 to 52, rows 67 to 156. Gray squares: charted already, do not stitch again

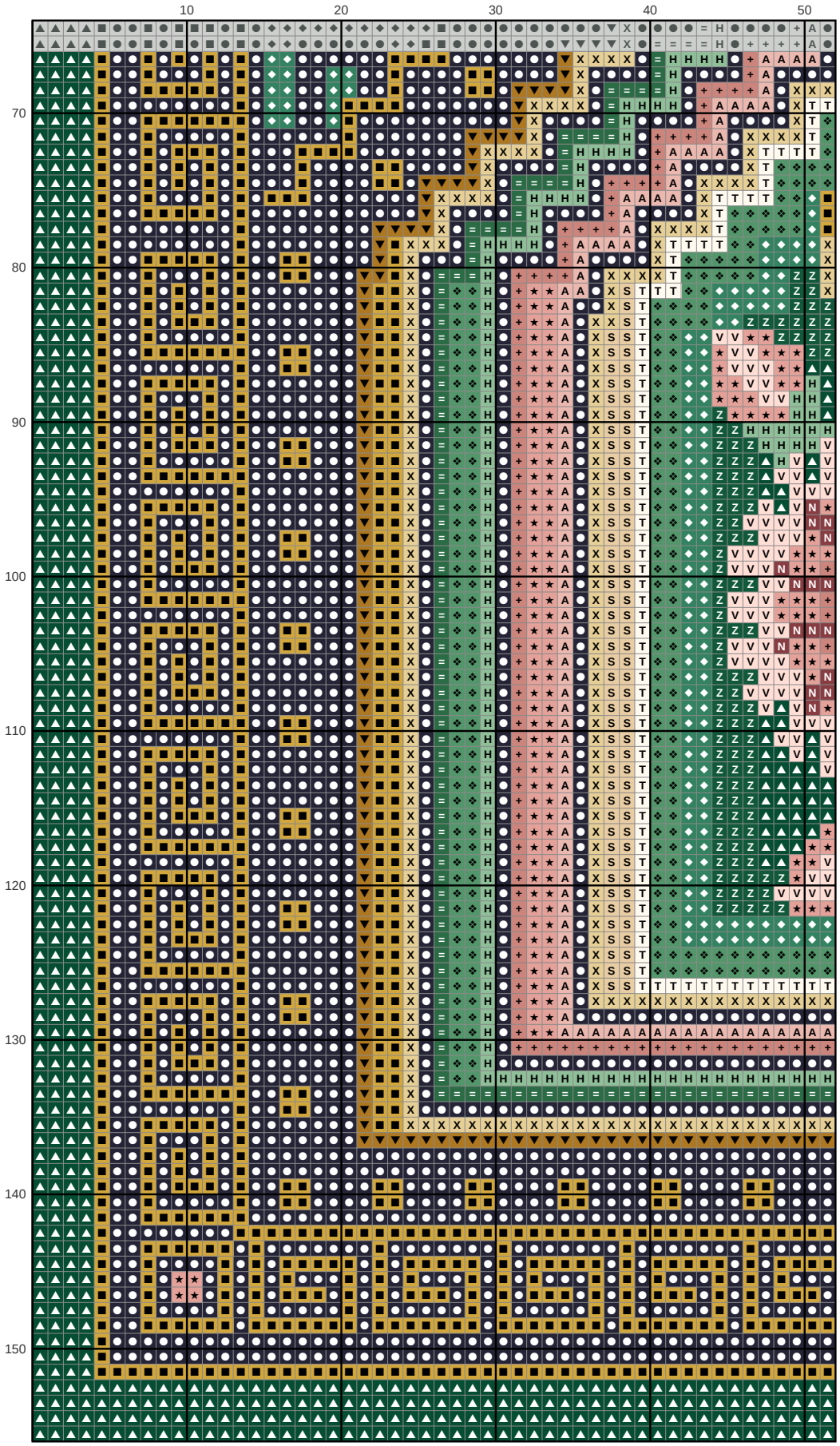


## Key

- **DMC 310** Black
- **DMC 729** Medium Old Gold
- **DMC 500** Very Dark Blue Green
- **DMC 505** Jade Green
- **DMC 782** Dark Topaz
- **DMC 152** Medium Light Shell Pink
- **DMC 562** Medium Jade
- **DMC 676** Light Old Gold
- **DMC 563** Light Jade
- **DMC 223** Light Shell Pink
- **DMC 561** Very Dark Jade
- **DMC 3818** Ultra Very Dark Emerald Green
- **DMC 224** Very Light Shell Pink
- **DMC 225** Ultra Very Light Shell Pink
- **DMC 712** Cream
- **DMC 221** Very Dark Shell Pink
- **DMC 738** Very Light Tan

# Niche kilim pillow

Needlepoint pattern

This page is the dark part of the chart

Columns 53 to 104, rows 67 to 156. Start at the red outline. Gray squares: charted already, do not stitch again




## Key

- **DMC 310** Black
- **DMC 729** Medium Old Gold
- **DMC 500** Very Dark Blue Green
- **DMC 505** Jade Green
- **DMC 782** Dark Topaz
- **DMC 152** Medium Light Shell Pink
- **DMC 562** Medium Jade
- **DMC 676** Light Old Gold
- **DMC 563** Light Jade
- **DMC 223** Light Shell Pink
- **DMC 561** Very Dark Jade
- **DMC 3818** Ultra Very Dark Emerald Green
- **DMC 224** Very Light Shell Pink
- **DMC 225** Ultra Very Light Shell Pink
- **DMC 712** Cream
- **DMC 221** Very Dark Shell Pink
- **DMC 780** Ultra Very Dark Topaz

# Niche kilim pillow

Needlepoint pattern

This page is the dark part of the chart



Columns 105 to 156, rows 67 to 156. Gray squares: charted already, do not stitch again




## Key

- **DMC 310** Black
- **DMC 729** Medium Old Gold
- **DMC 500** Very Dark Blue Green
- **DMC 505** Jade Green
- **DMC 782** Dark Topaz
- **DMC 152** Medium Light Shell Pink
- **DMC 562** Medium Jade
- **DMC 676** Light Old Gold
- **DMC 563** Light Jade
- **DMC 223** Light Shell Pink
- **DMC 561** Very Dark Jade
- **DMC 3818** Ultra Very Dark Emerald Green
- **DMC 224** Very Light Shell Pink
- **DMC 225** Ultra Very Light Shell Pink
- **DMC 712** Cream
- **DMC 221** Very Dark Shell Pink
- **DMC 738** Very Light Tan