Nine patch quilt pillow

Needlepoint pattern | 140 x 140 stitches | 14 x 14 in (35.6 x 35.6 cm) on 10 mesh | 19 colors



How to stitch it



1. Each square is one tent stitch, up at 1, down at 2. Lines in continental, right to left, the canvas upside down for the next row; wide areas in basketweave.
2. Cut 18 in of thread. Start and end it without a knot left behind.
3. Mark the middle of the canvas. It is the outlined square on page 2, column 70, row 70 (DMC 321): start there. Count threads, not holes.
4. Go on from it: picture first, background last. Gray squares are on two pages: stitch them once.
5. Last, two more rows all round in DMC 3326: the seam hides them.

First time? How to needlepoint: flossfield.com/needlepoint/guides/how-to-start/
How to read a chart: flossfield.com/needlepoint/guides/how-to-read-a-chart/

What you need

Canvas: blank mono canvas, 10 mesh (10 threads to the inch), cut 18.5 in square (47 cm).

Needle: blunt tapestry, size 18. Also masking tape for the cut edges, and small scissors.

Thread: pearl cotton size 3, 19 colors, about 42 skeins in all (an estimate). Stitch with 2 lengths together.

Make it a pillow: backing fabric, an insert the size of the stitching or an inch larger, and cord or piping for the edge. How to finish a pillow.

Thread list, DMC

			stitches	skeins
●	712	Cream	3,501	6
■	955	Light Nile Green	3,372	6
▲	3350	Ultra Dark Dusty Rose	2,024	4
◆	744	Pale Yellow	1,847	3
▼	3326	Light Rose	1,774	5
★	321	Red	1,004	2
❖	963	Ultra Very Light Dusty Rose	900	2
X	793	Medium Cornflower Blue	846	2
H	350	Medium Coral	829	2
+	562	Medium Jade	664	1
=	792	Dark Cornflower Blue	643	1
Z	341	Light Blue Violet	570	1
A	369	Very Light Pistachio Green	496	1
V	319	Very Dark Pistachio Green	398	1
T	742	Light Tangerine	378	1
N	3731	Very Dark Dusty Rose	280	1
S	902	Very Dark Garnet	44	1
K	801	Dark Coffee Brown	22	1
E	947	Burnt Orange	8	1

Skeins are estimates, with the two extra rows: the thread a stitch takes on the front and back of 10 mesh canvas, plus 30 percent, rounded up for each color.

Thread colors are approximate screen matches to DMC numbers. Check against real thread before you buy.

For your own stitching, gifts and handmade pieces you sell. Do not resell or share this PDF or copies of it.

Nine patch quilt pillow Needlepoint pattern

Columns 1 to 70, rows 1 to 70. Start at the red outline

This page is the dark part of the chart



Key

- ● **DMC 712** Cream
- ■ **DMC 955** Light Nile Green
- ▲ **DMC 3350** Ultra Dark Dusty Rose
- ◆ **DMC 744** Pale Yellow
- ▼ **DMC 3326** Light Rose
- ★ **DMC 321** Red
- ❖ **DMC 963** Ultra Very Light Dusty Rose
- X **DMC 793** Medium Cornflower Blue
- H **DMC 350** Medium Coral
- \+ **DMC 562** Medium Jade
- Z **DMC 341** Light Blue Violet
- A **DMC 369** Very Light Pistachio Green
- V **DMC 319** Very Dark Pistachio Green
- T **DMC 742** Light Tangerine
- S **DMC 902** Very Dark Garnet
- K **DMC 801** Dark Coffee Brown

Nine patch quilt pillow

Needlepoint pattern

Columns 71 to 140, rows 1 to 70. Gray squares: charted already, do not stitch again

This page is the dark part of the chart



Key

- ● **DMC 712** Cream
- ■ **DMC 955** Light Nile Green
- ▲ **DMC 3350** Ultra Dark Dusty Rose
- ◆ **DMC 744** Pale Yellow
- ▼ **DMC 3326** Light Rose
- ★ **DMC 321** Red
- ❖ **DMC 963** Ultra Very Light Dusty Rose
- X **DMC 793** Medium Cornflower Blue
- H **DMC 350** Medium Coral
- \+ **DMC 562** Medium Jade
- = **DMC 792** Dark Cornflower Blue
- Z **DMC 341** Light Blue Violet
- A **DMC 369** Very Light Pistachio Green
- V **DMC 319** Very Dark Pistachio Green
- T **DMC 742** Light Tangerine
- N **DMC 3731** Very Dark Dusty Rose
- K **DMC 801** Dark Coffee Brown
- E **DMC 947** Burnt Orange

Nine patch quilt pillow

Needlepoint pattern

This page is the dark part of the chart

Columns 1 to 70, rows 71 to 140. Gray squares: charted already, do not stitch again



Key

- ● **DMC 712** Cream
- ■ **DMC 955** Light Nile Green
- ▲ **DMC 3350** Ultra Dark Dusty Rose
- ◆ **DMC 744** Pale Yellow
- ▼ **DMC 3326** Light Rose
- ★ **DMC 321** Red
- ❖ **DMC 963** Ultra Very Light Dusty Rose
- X **DMC 793** Medium Cornflower Blue
- H **DMC 350** Medium Coral
- \+ **DMC 562** Medium Jade
- = **DMC 792** Dark Cornflower Blue
- Z **DMC 341** Light Blue Violet
- A **DMC 369** Very Light Pistachio Green
- V **DMC 319** Very Dark Pistachio Green
- T **DMC 742** Light Tangerine
- N **DMC 3731** Very Dark Dusty Rose
- S **DMC 902** Very Dark Garnet

Nine patch quilt pillow

Needlepoint pattern

This page is the dark part of the chart

Columns 71 to 140, rows 71 to 140. Gray squares: charted already, do not stitch again



Key

- ● **DMC 712** Cream
- ■ **DMC 955** Light Nile Green
- ▲ **DMC 3350** Ultra Dark Dusty Rose
- ◆ **DMC 744** Pale Yellow
- ▼ **DMC 3326** Light Rose
- ★ **DMC 321** Red
- ❖ **DMC 963** Ultra Very Light Dusty Rose
- X **DMC 793** Medium Cornflower Blue
- H **DMC 350** Medium Coral
- \+ **DMC 562** Medium Jade
- = **DMC 792** Dark Cornflower Blue
- Z **DMC 341** Light Blue Violet
- A **DMC 369** Very Light Pistachio Green
- V **DMC 319** Very Dark Pistachio Green
- T **DMC 742** Light Tangerine
- N **DMC 3731** Very Dark Dusty Rose
- S **DMC 902** Very Dark Garnet