Nordic reindeer Christmas lumbar pillow

Needlepoint pattern | 160 x 120 stitches | 16 x 12 in (40.6 x 30.5 cm) on 10 mesh | 10 colors



How to stitch it



1. Each square is one tent stitch, up at 1, down at 2. Lines in continental, right to left, the canvas upside down for the next row; wide areas in basketweave.
2. Cut 18 in of thread. Start and end it without a knot left behind.
3. Mark the middle of the canvas. It is the outlined square on page 2, column 80, row 60 (DMC 500): start there. Count threads, not holes.
4. Go on from it: picture first, background last. Gray squares are on two pages: stitch them once.
5. Last, two more rows all round in DMC 500: the seam hides them.

First time? How to needlepoint: flossfield.com/needlepoint/guides/how-to-start/
How to read a chart: flossfield.com/needlepoint/guides/how-to-read-a-chart/

What you need

Canvas: blank mono canvas, 10 mesh (10 threads to the inch), cut 20.5 in wide x 16.5 in high (52.1 x 41.9 cm).

Needle: blunt tapestry, size 18. Also masking tape for the cut edges, and small scissors.

Thread: pearl cotton size 3, 10 colors, about 37 skeins in all (an estimate). Stitch with 2 lengths together.

Make it a pillow: backing fabric, an insert the size of the stitching or an inch larger, and cord or piping for the edge. How to finish a pillow.

Thread list

			stitches	skeins of pearl
●	**DMC 498**	Dark Red	6,724	11
■	**DMC 500**	Very Dark Blue Green	5,214	10
▲	**DMC 712**	Cream	4,032	7
◆	**DMC 842**	Very Light Beige Brown	1,020	2
▼	**DMC 3820**	Dark Straw	982	2
★	**DMC 782**	Dark Topaz	416	1
❖	**DMC 840**	Medium Beige Brown	382	1
X	**DMC 3371**	Black Brown	176	1
H	**DMC 3328**	Dark Salmon	144	1
+	**DMC 841**	Light Beige Brown	110	1

Skeins are estimates, with the two extra rows: the thread a stitch takes on the front and back of 10 mesh canvas, plus 30 percent, rounded up for each color.

Thread colors are approximate screen matches to DMC numbers. Check against real thread before you buy.

For your own stitching, gifts and handmade pieces you sell. Do not resell or share this PDF or copies of it.

Nordic reindeer Christmas lumbar pillow

Needlepoint pattern

Columns 1 to 84, rows 1 to 64. Start at the red outline

This page is the dark part of the chart



Key

- **DMC 498** Dark Red
- **DMC 500** Very Dark Blue Green
- **DMC 712** Cream
- **DMC 842** Very Light Beige Brown
- **DMC 3820** Dark Straw
- **DMC 782** Dark Topaz
- **DMC 840** Medium Beige Brown
- **DMC 3371** Black Brown
- **DMC 3328** Dark Salmon

Nordic reindeer Christmas lumbar pillow Needlepoint pattern

Columns 85 to 160, rows 1 to 64. Gray squares: charted already, do not stitch again

This page is the dark part of the chart



Key

- **DMC 498** Dark Red
- **DMC 500** Very Dark Blue Green
- **DMC 712** Cream
- **DMC 842** Very Light Beige Brown
- **DMC 3820** Dark Straw
- **DMC 782** Dark Topaz
- **DMC 840** Medium Beige Brown
- **DMC 3371** Black Brown
- **DMC 3328** Dark Salmon

Nordic reindeer Christmas lumbar pillow Needlepoint pattern

Columns 1 to 84, rows 65 to 120. Gray squares: charted already, do not stitch again

This page is the dark part of the chart



Key

- DMC 498 Dark Red
- DMC 500 Very Dark Blue Green
- DMC 712 Cream
- DMC 842 Very Light Beige Brown
- DMC 3820 Dark Straw
- DMC 782 Dark Topaz
- DMC 840 Medium Beige Brown
- DMC 3371 Black Brown
- DMC 3328 Dark Salmon
- DMC 841 Light Beige Brown

Nordic reindeer Christmas lumbar pillow Needlepoint pattern

Columns 85 to 160, rows 65 to 120. Gray squares: charted already, do not stitch again

This page is the dark part of the chart



Key

- **DMC 498** Dark Red
- **DMC 500** Very Dark Blue Green
- **DMC 712** Cream
- **DMC 842** Very Light Beige Brown
- **DMC 3820** Dark Straw
- **DMC 782** Dark Topaz
- **DMC 840** Medium Beige Brown
- **DMC 3371** Black Brown
- **DMC 3328** Dark Salmon
- **DMC 841** Light Beige Brown