The first Noel, Nordic deer

Needlepoint pattern | 125 x 169 stitches | 9.6 x 13 in (24.4 x 33 cm) on 13 mesh | 4 colors



How to stitch it



1. Each square is one tent stitch, up at 1, down at 2. Lines in continental, right to left, the canvas upside down for the next row; wide areas in basketweave.
2. Cut 18 in of thread. Start and end it without a knot left behind.
3. Mark the middle of the canvas. It is the outlined square on page 2, column 63, row 85 (DMC BLANC): start there. Count threads, not holes.
4. Go on from it: picture first, background last. Gray squares are on two pages: stitch them once.
5. When it is done, block it square.

First time? How to needlepoint: flossfield.com/needlepoint/guides/how-to-start/
How to read a chart: flossfield.com/needlepoint/guides/how-to-read-a-chart/

What you need

Canvas: blank mono canvas, 13 mesh (13 threads to the inch), cut 14 in wide x 17 in high (35.6 x 43.2 cm).

Needle: blunt tapestry, size 20. Also masking tape for the cut edges, and small scissors.

Thread: six-strand floss, 4 colors, about 33 skeins in all (an estimate). Stitch with 7 strands (8 if canvas shows).

Frame it: acid-free board and a frame. How to frame needlepoint.

Thread list

			stitches	skeins of floss
●	**DMC BLANC**	White	14,271	21
■	**DMC 815**	Medium Garnet	5,661	9
▲	**DMC 321**	Red	1,142	2
◆	**DMC 3865**	Winter White	51	1

Skeins are estimates: the thread a stitch takes on the front and back of 13 mesh canvas, plus 30 percent, rounded up for each color.
Thread colors are approximate screen matches to DMC numbers. Check against real thread before you buy.
For your own stitching, gifts and handmade pieces you sell. Do not resell or share this PDF or copies of it.

The first Noel, Nordic deer Needlepoint pattern

This page is the dark part of the chart

Columns 1 to 63, rows 1 to 88. Start at the red outline



Key

- DMC BLANC White
- DMC 321 Red
- DMC 815 Medium Garnet
- DMC 3865 Winter White

The first Noel, Nordic deer

Needlepoint pattern

This page is the dark part of the chart

Columns 64 to 125, rows 1 to 88. Gray squares: charted already, do not stitch again



Key

- **DMC BLANC** White
- **DMC 321** Red
- **DMC 815** Medium Garnet
- **DMC 3865** Winter White

The first Noel, Nordic deer

Needlepoint pattern

This page is the dark part of the chart

Columns 1 to 63, rows 89 to 169. Gray squares: charted already, do not stitch again



Key

- **DMC BLANC** White
- **DMC 815** Medium Garnet
- **DMC 321** Red

The first Noel, Nordic deer

Needlepoint pattern

This page is the dark part of the chart

Columns 64 to 125, rows 89 to 169. Gray squares: charted already, do not stitch again



Key

- **DMC BLANC** White
- **DMC 815** Medium Garnet
- **DMC 321** Red