Ohio star quilt pillow

Needlepoint pattern | 156 x 156 stitches | 12 x 12 in (30.5 x 30.5 cm) on 13 mesh | 24 colors



How to stitch it



1. Each square is one tent stitch, up at 1, down at 2. Lines in continental, right to left, the canvas upside down for the next row; wide areas in basketweave.
2. Cut 18 in of thread. Start and end it without a knot left behind.
3. Mark the middle of the canvas. It is the outlined square on page 5, column 78, row 78 (DMC 347): start there. Count threads, not holes.
4. Go on from it: picture first, background last. Gray squares are on two pages: stitch them once.
5. Last, two more rows all round in DMC 336: the seam hides them.

First time? How to needlepoint: flossfield.com/needlepoint/guides/how-to-start/
How to read a chart: flossfield.com/needlepoint/guides/how-to-read-a-chart/

What you need

Canvas: blank mono canvas, 13 mesh (13 threads to the inch), cut 16.5 in square (41.9 cm).

Needle: blunt tapestry, size 20. Also masking tape for the cut edges, and small scissors.

Thread: six-strand floss, 24 colors, about 49 skeins in all (an estimate). Stitch with 7 strands (8 if canvas shows).

Make it a pillow: backing fabric, an insert the size of the stitching or an inch larger, and cord or piping for the edge. How to finish a pillow.

Thread list, DMC

			stitches	skeins
●	336	Navy Blue	4,570	9
■	3328	Dark Salmon	3,485	6
▲	760	Salmon	3,358	5
◆	761	Light Salmon	2,121	4
▼	712	Cream	1,495	3
★	815	Medium Garnet	956	2
❖	842	Very Light Beige Brown	874	2
X	312	Very Dark Baby Blue	829	2
H	895	Very Dark Hunter Green	674	1
+	676	Light Old Gold	637	1
=	347	Very Dark Salmon	595	1
Z	327	Dark Violet	505	1
A	677	Very Light Old Gold	466	1
V	3346	Hunter Green	463	1
T	822	Light Beige Gray	423	1
N	322	Dark Baby Blue	396	1
S	3348	Light Yellow Green	380	1
K	898	Very Dark Coffee Brown	379	1
E	3347	Medium Yellow Green	354	1
C	729	Medium Old Gold	351	1
P	3325	Light Baby Blue	336	1
U	680	Dark Old Gold	302	1
L	211	Light Lavender	232	1
2	209	Dark Lavender	155	1

Skeins are estimates, with the two extra rows: the thread a stitch takes on the front and back of 13 mesh canvas, plus 30 percent, rounded up for each color.

Thread colors are approximate screen matches to DMC numbers. Check against real thread before you buy.

For your own stitching, gifts and handmade pieces you sell. Do not resell or share this PDF or copies of it.

Ohio star quilt pillow

Needlepoint pattern

Columns 1 to 78, rows 1 to 66

This page is the dark part of the chart



Key

- DMC 336 Navy Blue
- DMC 3328 Dark Salmon
- DMC 760 Salmon
- DMC 761 Light Salmon
- DMC 712 Cream
- DMC 815 Medium Garnet
- DMC 842
- DMC 312 Very Dark Baby Blue
- DMC 895
- DMC 676 Light Old Gold
- DMC 347 Very Dark Salmon
- DMC 327 Dark Violet
- DMC 677 Very Light Old Gold
- DMC 3346 Hunter Green
- DMC 822 Light Beige Gray
- DMC 322 Dark Baby Blue
- DMC 3348 Light Yellow Green
- DMC 3347
- DMC 729 Medium Old Gold
- DMC 211 Light Lavender
- DMC 209 Dark Lavender

Ohio star quilt pillow

Needlepoint pattern

Columns 79 to 156, rows 1 to 66. Gray squares: charted already, do not stitch again

This page is the dark part of the chart



Key

- DMC 336 Navy Blue
- DMC 3328 Dark Salmon
- DMC 760 Salmon
- DMC 761 Light Salmon
- DMC 712 Cream
- DMC 815 Medium Garnet
- DMC 842
- DMC 312
- DMC 895
- DMC 676 Light Old Gold
- DMC 347
- DMC 327 Dark Violet
- DMC 677
- DMC 3346 Hunter Green
- DMC 822
- DMC 322 Dark Baby Blue
- DMC 3348
- DMC 898
- DMC 3347
- DMC 729
- DMC 3325
- DMC 680 Dark Old Gold
- DMC 211 Light Lavender
- DMC 209 Dark Lavender

Ohio star quilt pillow

Needlepoint pattern

Columns 1 to 52, rows 67 to 156. Gray squares: charted already, do not stitch again

This page is the dark part of the chart





Key

- **DMC 336** Navy Blue
- **DMC 3328** Dark Salmon
- **DMC 760** Salmon
- **DMC 761** Light Salmon
- **DMC 712** Cream
- **DMC 815** Medium Garnet
- **DMC 842** Very Light Beige Brown
- **DMC 312** Very Dark Baby Blue
- **DMC 895** Very Dark Hunter Green
- **DMC 676** Light Old Gold
- **DMC 347** Very Dark Salmon
- **DMC 677** Very Light Old Gold
- **DMC 3346** Hunter Green
- **DMC 822** Light Beige Gray
- **DMC 322** Dark Baby Blue
- **DMC 3348** Light Yellow Green
- **DMC 898** Very Dark Coffee Brown
- **DMC 3347** Medium Yellow Green
- **DMC 729** Medium Old Gold
- **DMC 3325** Light Baby Blue
- **DMC 680** Dark Old Gold

Ohio star quilt pillow

Needlepoint pattern

This page is the dark part of the chart

Columns 53 to 104, rows 67 to 156. Start at the red outline. Gray squares: charted already, do not stitch again



Key

- DMC 336 — Navy Blue
- DMC 3328 — Dark Salmon
- DMC 760 — Salmon
- DMC 761 — Light Salmon
- DMC 712 — Cream
- DMC 815 — Medium Garnet
- DMC 842 — Very Light Beige Brown
- X DMC 312 — Very Dark Baby Blue
- H DMC 895 — Very Dark Hunter Green
- \+ DMC 676 — Light Old Gold
- = DMC 347 — Very Dark Salmon
- Z DMC 327 — Dark Violet
- A DMC 677 — Very Light Old Gold
- V DMC 3346 — Hunter Green
- T DMC 822 — Light Beige Gray
- N DMC 322 — Dark Baby Blue
- S DMC 3348 — Light Yellow Green
- K DMC 898 — Very Dark Coffee Brown
- E DMC 3347 — Medium Yellow Green
- C DMC 729 — Medium Old Gold
- P DMC 3325 — Light Baby Blue
- U DMC 680 — Dark Old Gold
- L DMC 211 — Light Lavender
- 2 DMC 209 — Dark Lavender

Ohio star quilt pillow

Needlepoint pattern

This page is the dark part of the chart



Columns 105 to 156, rows 67 to 156. Gray squares: charted already, do not stitch again

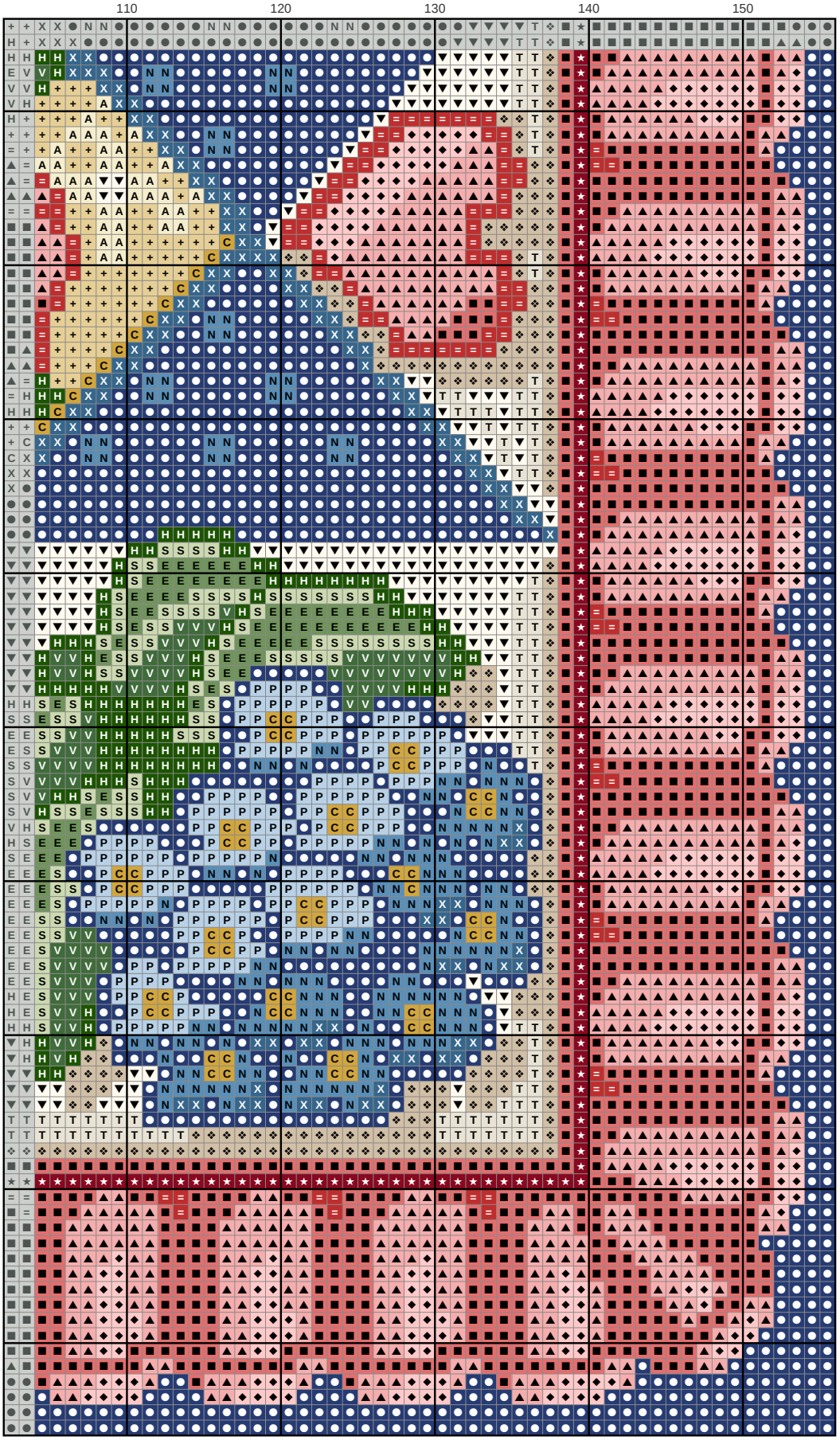

Key

- **DMC 336** Navy Blue
- **DMC 3328** Dark Salmon
- **DMC 760** Salmon
- **DMC 761** Light Salmon
- **DMC 712** Cream
- **DMC 815** Medium Garnet
- **DMC 842** Very Light Beige Brown
- **DMC 312** Very Dark Baby Blue
- **DMC 895** Very Dark Hunter Green
- **DMC 676** Light Old Gold
- **DMC 347** Very Dark Salmon
- **DMC 677** Very Light Old Gold
- **DMC 3346** Hunter Green
- **DMC 822** Light Beige Gray
- **DMC 322** Dark Baby Blue
- **DMC 3348** Light Yellow Green
- **DMC 3347** Medium Yellow Green
- **DMC 729** Medium Old Gold
- **DMC 3325** Light Baby Blue