Christmas airplane over a snowy village

Needlepoint pattern | 143 x 234 stitches | 11 x 18 in (27.9 x 45.7 cm) on 13 mesh | 24 colors



Thread key, DMC

			stitches	yards	skeins
●	**3841**	Pale Baby Blue	3,978	38	6
■	**712**	Cream	3,453	33	6
▲	**3688**	Medium Mauve	1,801	18	3
◆	**3836**	Light Grape	1,653	16	3
▼	**3835**	Medium Grape	1,431	14	3
★	**3840**	Light Lavender Blue	1,341	13	2
❖	**3834**	Dark Grape	1,275	13	2
X	**3865**	Winter White	1,192	12	2
O	**794**	Light Cornflower Blue	1,029	10	2
+	**3825**	Pale Pumpkin	930	9	2
=	**500**	Very Dark Blue Green	847	9	2
Z	**3855**	Light Autumn Gold	842	8	2
A	**351**	Coral	569	6	1
V	**501**	Dark Blue Green	541	6	1
T	**3371**	Black Brown	392	4	1
N	**3830**	Terra Cotta	279	3	1
S	**350**	Medium Coral	277	3	1
K	**433**	Medium Brown	260	3	1
E	**703**	Chartreuse	238	3	1
C	**742**	Light Tangerine	196	2	1
P	**814**	Dark Garnet	151	2	1
U	**321**	Red	96	1	1
L	**502**	Blue Green	76	1	1
2	**701**	Light Green	73	1	1

One chart square is one tent stitch over one canvas intersection.

Cut the canvas at least 15 x 22 in (38.1 x 55.9 cm) for 13 mesh: the design and 2 in (5.1 cm) of margin on every side.

22,920 stitches in all, inside the outline: the chart is 143 x 234 at its widest and tallest. Start from the center: a red arrow above the chart marks the center column, and one to the left of it the center row. The arrows are on the pages those lines cross.

The chart is on 4 pages, each cut to what is stitched: bare canvas has no page, and a join falls on plain ground where it can. Pages 2 and 3 are turned on their side, for a part that is wider than it is tall. Where chart pages join, gray squares repeat two rows or columns. The small picture at the top of each chart page shows which part it is.

For a name: the dashed box on the cuff is its plain part, 82 x 40 stitches, columns 62 to 143 and rows 1 to 40. The two red marks in it are its middle (between columns 102 and 103): center the name there, not under the arrow of the whole chart.

Thread: six-strand floss, 7 or 8 strands in the needle on 13 mesh (counted at 8), about 47 skeins of 8.7 yd in all. Or pearl cotton size 3, 1 strand, about 28 skeins of 16.4 yd; or tapestry wool, 1 strand, about 39 skeins of 8.7 yd; or Persian wool, 2 strands, about 34 skeins of 8 yd. Wool is numbered differently: match it by eye. Needle: tapestry, size 20.

Yards and skeins are estimates: the thread a stitch takes on the front and back of 13 mesh canvas, plus 30 percent, rounded up for each color (about 228 yards in all, as the thread lies in the needle).

Thread colors are approximate screen matches to DMC numbers. Check against real thread before you buy.

Make it a stocking: also have backing and lining fabric, cord or piping, and a loop. Finishers ask for stockings months before Christmas, and most want two extra rows all round. Ask yours before the edge, and stitch a name first. "How to finish a stocking" is a guide linked from this pattern's page.

For your own stitching, gifts and handmade pieces you sell. Do not resell or share this PDF or copies of it.

Christmas airplane over a snowy village

Needlepoint pattern

Chart 1 of 4: columns 62 to 143, rows 1 to 71

This page is the dark part of the chart



Key

- ■ **DMC 712** Cream
- ▼ **DMC 3835** Medium Grape
- ❖ **DMC 3834** Dark Grape
- **A** **DMC 351** Coral
- **T** **DMC 3371** Black Brown
- **S** **DMC 350** Medium Coral
- **C** **DMC 742** Light Tangerine
- **P** **DMC 814** Dark Garnet
- **U** **DMC 321** Red

Christmas airplane over a snowy village

Needlepoint pattern

Chart 2 of 4: columns 61 to 143, rows 72 to 140; gray squares repeat rows 70 and 71

This page is the dark part of the chart

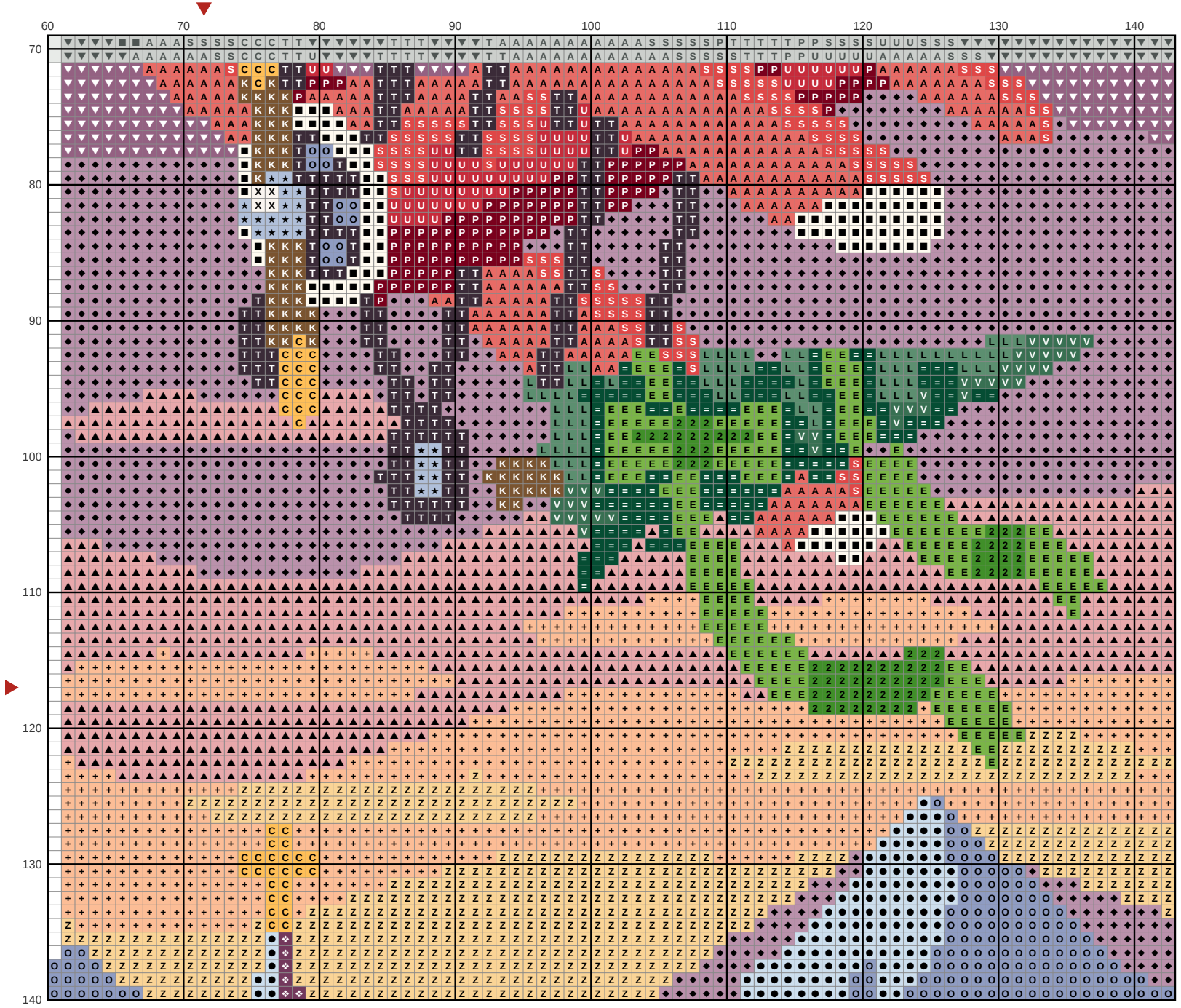

Key

- DMC 3841
- DMC 712 Cream
- DMC 3688
- DMC 3836 Light Grape
- DMC 3835
- DMC 3840
- DMC 3834 Dark Grape
- X DMC 3865 Winter White
- O DMC 794
- \+ DMC 3825
- = DMC 500
- Z DMC 3855
- A DMC 351 Coral
- V DMC 501
- T DMC 3371 Black Brown
- S DMC 350 Medium Coral
- K DMC 433 Medium Brown
- E DMC 703 Chartreuse
- C DMC 742
- P DMC 814 Dark Garnet
- U DMC 321 Red
- L DMC 502 Blue Green
- 2 DMC 701 Light Green

Christmas airplane over a snowy village

Needlepoint pattern

Chart 3 of 4: columns 1 to 72, rows 141 to 234; gray squares repeat rows 139 and 140

This page is the dark part of the chart



Christmas airplane over a snowy village

Needlepoint pattern

This page is the dark part of the chart

Chart 4 of 4: columns 73 to 143, rows 141 to 234; gray squares repeat columns 71 and 72 and rows 139 and 140

