Personalized angel stocking, lantern

Needlepoint pattern | 143 x 234 stitches | 11 x 18 in (27.9 x 45.7 cm) on 13 mesh | 24 colors



How to stitch it



1. Each square is one tent stitch, up at 1, down at 2. Lines in continental, right to left, the canvas upside down for the next row; wide areas in basketweave.
2. Cut 18 in of thread. Start and end it without a knot left behind.
3. Mark the crossing 2 in from the top and right edges of the canvas. It is the outlined square, top right of page 2, column 143, row 1 (DMC 712): start there. Count threads, not holes.
4. The name first, where you put one on it, then downward, background as you go. Gray squares are on two pages: stitch them once. Empty squares stay bare.
5. Last, two more rows all round, each stitch in the color it lies beside: the seam hides them. Ask your finisher first.

The dashed box on the cuff is the place for a name, and the two red marks are its middle: type one on the pattern's page to have it charted.

First time? How to needlepoint: flossfield.com/needlepoint/guides/how-to-start/
How to read a chart: flossfield.com/needlepoint/guides/how-to-read-a-chart/

What you need

Canvas: blank mono canvas, 13 mesh (13 threads to the inch), cut 15.5 in wide x 22.5 in high (39.4 x 57.2 cm).

Needle: blunt tapestry, size 20. Also masking tape for the cut edges, and small scissors.

Thread: six-strand floss, 24 colors, about 48 skeins in all (an estimate). Stitch with 7 strands (8 if canvas shows).

Make it a stocking: a finisher, who backs and lines it (ask months before Christmas), or backing, lining, cord and a loop to sew it up yourself. How to finish a stocking.

Thread list, DMC

			stitches	skeins
●	712	Cream	5,010	8
■	341	Light Blue Violet	3,265	6
▲	3747	Very Light Blue Violet	2,553	5
◆	340	Medium Blue Violet	2,087	4
▼	3740	Dark Antique Violet	1,236	2
★	3041	Medium Antique Violet	1,215	2
❖	ECRU	Ecru	982	2
X	745	Light Pale Yellow	929	2
H	3042	Light Antique Violet	854	2
+	3856	Ultra Very Light Mahogany	574	1
=	930	Dark Antique Blue	530	1
Z	300	Very Dark Mahogany	494	1
A	3726	Dark Antique Mauve	450	1
V	3782	Light Mocha Brown	419	1
T	931	Medium Antique Blue	377	1
N	315	Medium Dark Antique Mauve	369	1
S	223	Light Shell Pink	359	1
K	400	Dark Mahogany	275	1
E	932	Light Antique Blue	250	1
C	435	Very Light Brown	179	1
P	301	Medium Mahogany	170	1
U	3371	Black Brown	149	1
L	3820	Dark Straw	107	1
2	433	Medium Brown	87	1

Skeins are estimates, with the two extra rows: the thread a stitch takes on the front and back of 13 mesh canvas, plus 30 percent, rounded up for each color.

Thread colors are approximate screen matches to DMC numbers. Check against real thread before you buy.

For your own stitching, gifts and handmade pieces you sell. Do not resell or share this PDF or copies of it.

Personalized angel stocking, lantern

Needlepoint pattern

Columns 62 to 143, rows 1 to 71. Start at the red outline

This page is the dark part of the chart



Key

- ● **DMC 712** Cream
- ■ **DMC 341** Light Blue Violet
- ▲ **DMC 3747** Very Light Blue Violet
- ▼ **DMC 3740** Dark Antique Violet
- ★ **DMC 3041** Medium Antique Violet
- X **DMC 745** Light Pale Yellow
- = **DMC 930** Dark Antique Blue
- Z **DMC 300** Very Dark Mahogany
- T **DMC 931** Medium Antique Blue
- K **DMC 400** Dark Mahogany
- E **DMC 932** Light Antique Blue
- P **DMC 301** Medium Mahogany
- L **DMC 3820** Dark Straw

Personalized angel stocking, lantern

Needlepoint pattern

Columns 61 to 143, rows 72 to 140. Gray squares: charted already, do not stitch again

This page is the dark part of the chart



Key

- **DMC 712** Cream
- **DMC 341** Light Blue Violet
- **DMC 3740** Dark Antique Violet
- **DMC 3041** Medium Antique Violet
- **DMC ECRU** Ecru
- **DMC 745** Light Pale Yellow
- **DMC 3042** Light Antique Violet
- **DMC 3856** Ultra Very Light Mahogany
- **DMC 300** Very Dark Mahogany
- **DMC 3726** Dark Antique Mauve
- **DMC 3782** Light Mocha Brown
- **DMC 931** Medium Antique Blue
- **DMC 315** Medium Dark Antique Mauve
- **DMC 223** Light Shell Pink
- **DMC 400** Dark Mahogany
- **DMC 932** Light Antique Blue
- **DMC 301** Medium Mahogany
- **DMC 3371** Black Brown
- **DMC 3820** Dark Straw

Personalized angel stocking, lantern Needlepoint pattern

Columns 1 to 72, rows 141 to 234. Gray squares: charted already, do not stitch again

This page is the dark part of the chart



Personalized angel stocking, lantern Needlepoint pattern

Columns 73 to 143, rows 141 to 234. Gray squares: charted already, do not stitch again

This page is the dark part of the chart

