Happy birthday cake by candlelight

Needlepoint pattern | 130 x 130 stitches | 10 x 10 in (25.4 x 25.4 cm) on 13 mesh | 20 colors



How to stitch it



1. Each square is one tent stitch, up at 1, down at 2. Lines in continental, right to left, the canvas upside down for the next row; wide areas in basketweave.
2. Cut 18 in of thread. Start and end it without a knot left behind.
3. Mark the middle of the canvas. It is the outlined square on page 2, column 65, row 65 (DMC 745): start there. Count threads, not holes.
4. Go on from it: picture first, background last. Gray squares are on two pages: stitch them once.
5. Last, two more rows all round, each stitch in the color it lies beside: the seam hides them.

First time? How to needlepoint: flossfield.com/needlepoint/guides/how-to-start/
How to read a chart: flossfield.com/needlepoint/guides/how-to-read-a-chart/

What you need

Canvas: blank mono canvas, 13 mesh (13 threads to the inch), cut 14.5 in square (36.8 cm).

Needle: blunt tapestry, size 20. Also masking tape for the cut edges, and small scissors.

Thread: six-strand floss, 20 colors, about 38 skeins in all (an estimate). Stitch with 7 strands (8 if canvas shows).

Make it a pillow: backing fabric, an insert the size of the stitching or an inch larger, and cord or piping for the edge. How to finish a pillow.

Thread list, DMC

			stitches	skeins
●	**823**	Dark Navy Blue	3,224	6
■	**154**	Very Dark Grape	2,608	4
▲	**918**	Dark Red Copper	1,616	3
◆	**3857**	Dark Rosewood	1,584	3
▼	**938**	Ultra Dark Coffee Brown	1,323	3
★	**745**	Light Pale Yellow	1,255	2
❖	**3856**	Ultra Very Light Mahogany	862	2
X	**920**	Medium Copper	703	2
H	**898**	Very Dark Coffee Brown	674	1
+	**931**	Medium Antique Blue	565	1
=	**939**	Very Dark Navy Blue	560	2
Z	**3064**	Desert Sand	557	1
A	**922**	Light Copper	395	1
V	**321**	Red	280	1
T	**3752**	Very Light Antique Blue	231	1
N	**632**	Ultra Very Dark Desert Sand	132	1
S	**746**	Off White	116	1
K	**742**	Light Tangerine	105	1
E	**3345**	Dark Hunter Green	71	1
C	**349**	Dark Coral	39	1

Skeins are estimates, with the two extra rows: the thread a stitch takes on the front and back of 13 mesh canvas, plus 30 percent, rounded up for each color.

Thread colors are approximate screen matches to DMC numbers. Check against real thread before you buy.

For your own stitching, gifts and handmade pieces you sell. Do not resell or share this PDF or copies of it.

Happy birthday cake by candlelight

Needlepoint pattern

Columns 1 to 69, rows 1 to 69. Start at the red outline

This page is the dark part of the chart

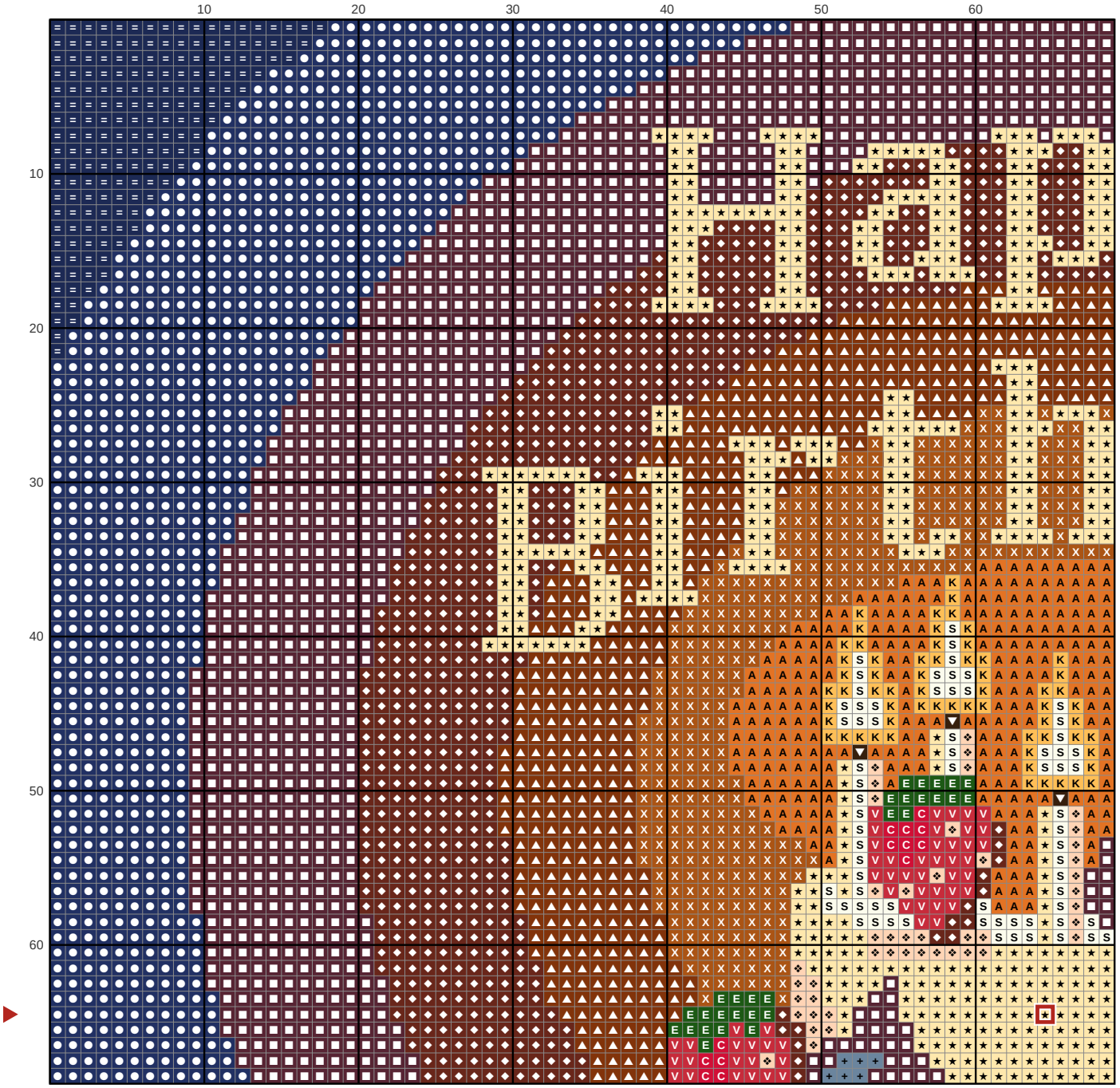

Key

- **DMC 823** Dark Navy Blue
- **DMC 154** Very Dark Grape
- **DMC 918** Dark Red Copper
- **DMC 3857** Dark Rosewood
- **DMC 938** Ultra Dark Coffee Brown
- **DMC 745** Light Pale Yellow
- **DMC 3856** Ultra Very Light Mahogany
- **DMC 920** Medium Copper
- **DMC 931** Medium Antique Blue
- **DMC 939** Very Dark Navy Blue
- **DMC 922** Light Copper
- **DMC 321** Red
- **DMC 746** Off White
- **DMC 742** Light Tangerine
- **DMC 3345** Dark Hunter Green
- **DMC 349** Dark Coral

Happy birthday cake by candlelight Needlepoint pattern

Columns 70 to 130, rows 1 to 69. Gray squares: charted already, do not stitch again

This page is the dark part of the chart



Key

- **DMC 823** Dark Navy Blue
- **DMC 154** Very Dark Grape
- **DMC 918** Dark Red Copper
- **DMC 3857** Dark Rosewood
- **DMC 938** Ultra Dark Coffee Brown
- **DMC 745** Light Pale Yellow
- **DMC 3856** Ultra Very Light Mahogany
- **DMC 920** Medium Copper
- **DMC 939** Very Dark Navy Blue
- **DMC 3064** Desert Sand
- **DMC 922** Light Copper
- **DMC 321** Red
- **DMC 746** Off White
- **DMC 742** Light Tangerine

Happy birthday cake by candlelight Needlepoint pattern

Columns 1 to 69, rows 70 to 130. Gray squares: charted already, do not stitch again

This page is the dark part of the chart



Key

- ● **DMC 823** Dark Navy Blue
- ■ **DMC 154** Very Dark Grape
- ▲ **DMC 918** Dark Red Copper
- ◆ **DMC 3857** Dark Rosewood
- ▼ **DMC 938** Ultra Dark Coffee Brown
- ★ **DMC 745** Light Pale Yellow
- ❖ **DMC 3856** Ultra Very Light Mahogany
- X **DMC 920** Medium Copper
- H **DMC 898** Very Dark Coffee Brown
- \+ **DMC 931** Medium Antique Blue
- = **DMC 939** Very Dark Navy Blue
- Z **DMC 3064** Desert Sand
- V **DMC 321** Red
- T **DMC 3752** Very Light Antique Blue
- N **DMC 632** Ultra Very Dark Desert Sand
- S **DMC 746** Off White
- E **DMC 3345** Dark Hunter Green
- C **DMC 349** Dark Coral

Happy birthday cake by candlelight

Needlepoint pattern

Columns 70 to 130, rows 70 to 130. Gray squares: charted already, do not stitch again

This page is the dark part of the chart



Key

- ● **DMC 823** Dark Navy Blue
- ■ **DMC 154** Very Dark Grape
- ▲ **DMC 918** Dark Red Copper
- ◆ **DMC 3857** Dark Rosewood
- ▼ **DMC 938** Ultra Dark Coffee Brown
- ★ **DMC 745** Light Pale Yellow
- ❖ **DMC 3856** Ultra Very Light Mahogany
- X **DMC 920** Medium Copper
- H **DMC 898** Very Dark Coffee Brown
- \+ **DMC 931** Medium Antique Blue
- = **DMC 939** Very Dark Navy Blue
- Z **DMC 3064** Desert Sand
- V **DMC 321** Red
- T **DMC 3752** Very Light Antique Blue
- N **DMC 632** Ultra Very Dark Desert Sand
- S **DMC 746** Off White
- E **DMC 3345** Dark Hunter Green
- C **DMC 349** Dark Coral