Black cat in the snow stocking

Needlepoint pattern | 143 x 234 stitches | 11 x 18 in (27.9 x 45.7 cm) on 13 mesh | 23 colors



Thread key, DMC

			stitches	yards	skeins
●	**3747**	Very Light Blue Violet	4,783	46	7
■	**BLANC**	White	3,552	34	6
▲	**341**	Light Blue Violet	3,243	31	5
◆	**310**	Black	2,430	24	4
▼	**451**	Dark Shell Gray	1,272	13	2
★	**3836**	Light Grape	946	9	2
❖	**155**	Medium Dark Blue Violet	884	9	2
X	**3779**	Very Light Rosewood	831	8	2
O	**153**	Very Light Violet	778	8	2
+	**779**	Dark Cocoa	727	7	2
=	**823**	Dark Navy Blue	651	7	1
Z	**792**	Dark Cornflower Blue	482	5	1
A	**3822**	Light Straw	388	4	1
V	**3856**	Ultra Very Light Mahogany	347	4	1
T	**3746**	Dark Blue Violet	343	4	1
N	**452**	Medium Shell Gray	336	4	1
S	**780**	Ultra Very Dark Topaz	210	2	1
K	**3808**	Ultra Very Dark Turquoise	198	2	1
E	**799**	Medium Delft Blue	163	2	1
C	**783**	Medium Topaz	152	2	1
P	**745**	Light Pale Yellow	143	2	1
U	**904**	Very Dark Parrot Green	38	1	1
L	**907**	Light Parrot Green	23	1	1

One chart square is one tent stitch over one canvas intersection.

Cut the canvas at least 15 x 22 in (38.1 x 55.9 cm) for 13 mesh: the design and 2 in (5.1 cm) of margin on every side.

22,920 stitches in all, inside the outline: the chart is 143 x 234 at its widest and tallest. Start from the center: a red arrow above the chart marks the center column, and one to the left of it the center row. The arrows are on the pages those lines cross.

The chart is on 4 pages, each cut to what is stitched: bare canvas has no page, and a join falls on plain ground where it can. Pages 2 and 3 are turned on their side, for a part that is wider than it is tall. Where chart pages join, gray squares repeat two rows or columns. The small picture at the top of each chart page shows which part it is.

Thread: six-strand floss, 7 or 8 strands in the needle on 13 mesh (counted at 8), about 47 skeins of 8.7 yd in all. Or pearl cotton size 3, 1 strand, about 29 skeins of 16.4 yd; or tapestry wool, 1 strand, about 38 skeins of 8.7 yd; or Persian wool, 2 strands, about 32 skeins of 8 yd. Wool is numbered differently: match it by eye. Needle: tapestry, size 20.

Yards and skeins are estimates: the thread a stitch takes on the front and back of 13 mesh canvas, plus 30 percent, rounded up for each color (about 229 yards in all, as the thread lies in the needle).

Thread colors are approximate screen matches to DMC numbers. Check against real thread before you buy.

Make it a stocking: also have backing and lining fabric, cord or piping, and a loop. Finishers ask for stockings months before Christmas, and most want two extra rows all round. Ask yours before the edge, and stitch a name first. "How to finish a stocking" is a guide linked from this pattern's page.

For your own stitching, gifts and handmade pieces you sell. Do not resell or share this PDF or copies of it.

Black cat in the snow stocking

Needlepoint pattern

Chart 1 of 4: columns 62 to 143, rows 1 to 71

This page is the dark part of the chart



Key

- DMC 3747
- DMC BLANC White
- DMC 341 Light Blue Violet
- DMC 310 Black
- DMC 3836 Light Grape
- DMC 155
- DMC 153 Very Light Violet
- DMC 823 Dark Navy Blue
- DMC 792
- DMC 799
- DMC 904
- DMC 907

Black cat in the snow stocking

Needlepoint pattern

This page is the dark part of the chart

Chart 2 of 4: columns 61 to 143, rows 72 to 140; gray squares repeat rows 70 and 71



Key

- ● DMC 3747
- ■ DMC BLANC White
- ▲ DMC 341
- ◆ DMC 310 Black
- ▼ DMC 451
- ★ DMC 3836 Light Grape
- X DMC 3779
- O DMC 153
- \+ DMC 779 Dark Cocoa
- = DMC 823
- Z DMC 792
- A DMC 3822 Light Straw
- V DMC 3856
- K DMC 3808
- E DMC 799
- C DMC 783 Medium Topaz
- P DMC 745
- U DMC 904

Black cat in the snow stocking

Needlepoint pattern

Chart 3 of 4: columns 1 to 72, rows 141 to 234; gray squares repeat rows 139 and 140

This page is the dark part of the chart

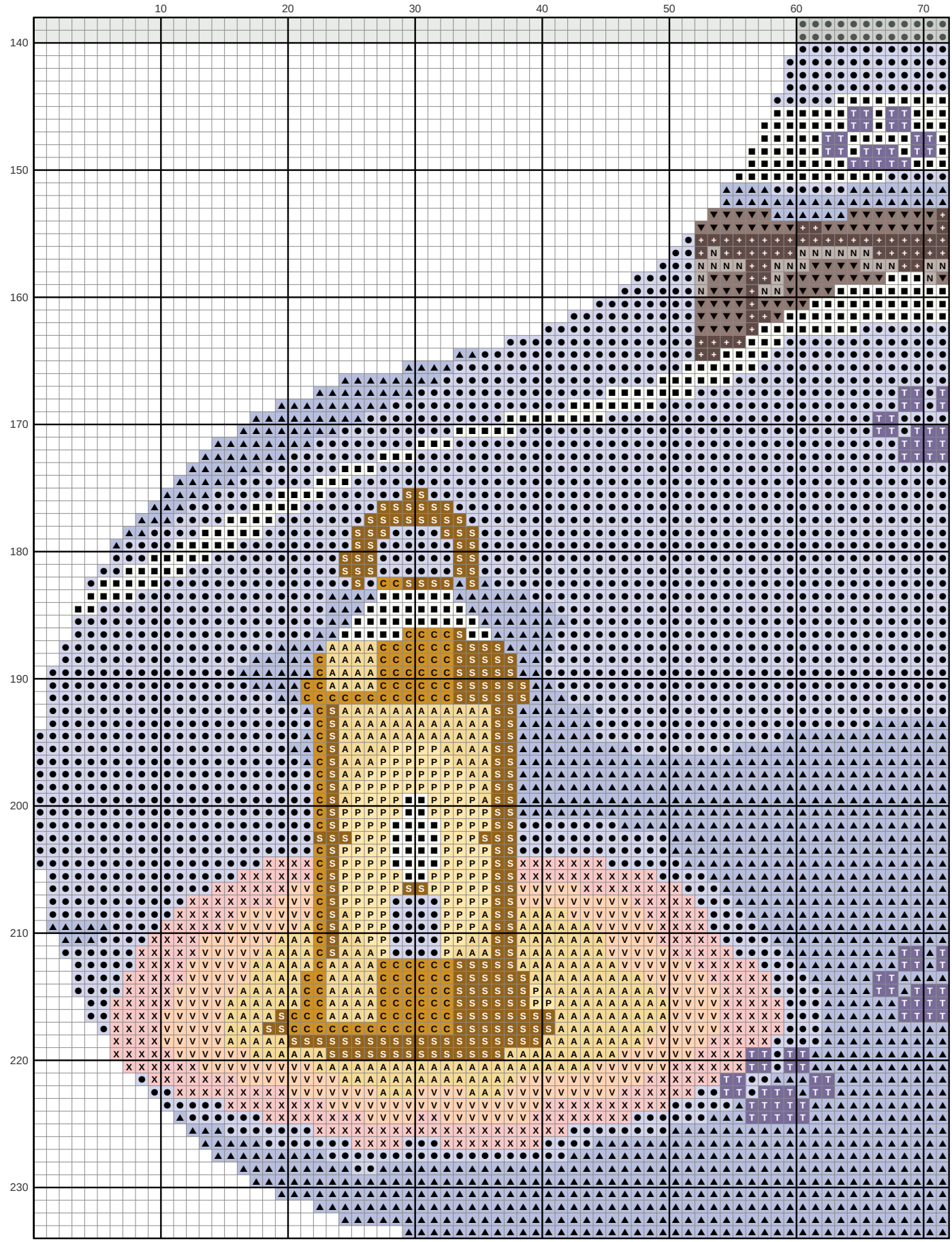

Black cat in the snow stocking

Needlepoint pattern

This page is the dark part of the chart

Chart 4 of 4: columns 73 to 143, rows 141 to 234; gray squares repeat columns 71 and 72 and rows 139 and 140

