Bluebonnet field at sunrise

Needlepoint pattern | 90 x 90 stitches | 5 x 5 in (12.7 x 12.7 cm) on 18 mesh | 18 colors



How to stitch it



1. Each square is one tent stitch, up at 1, down at 2. Lines in continental, right to left, the canvas upside down for the next row; wide areas in basketweave.
2. Cut 18 in of thread. Start and end it without a knot left behind.
3. Mark the middle of the canvas. It is the outlined square on page 2, column 45, row 45 (DMC 156): start there. Count threads, not holes.
4. Go on from it: picture first, background last. Gray squares are on two pages: stitch them once.
5. Last, two more rows all round, each stitch in the color it lies beside: the opening's edge hides them.

First time? How to needlepoint: flossfield.com/needlepoint/guides/how-to-start/
How to read a chart: flossfield.com/needlepoint/guides/how-to-read-a-chart/

What you need

Canvas: blank mono canvas, 18 mesh (18 threads to the inch), cut 9.5 in square (24.1 cm).

Needle: blunt tapestry, size 22. Also masking tape for the cut edges, and small scissors.

Thread: six-strand floss, 18 colors, about 18 skeins in all (an estimate). Stitch with 4 strands (5 or 6 if canvas shows).

Fit it into a lid: the box or tray, acid-free board and backing. Measure the opening first.
How to fit it into a lid.

Thread list, DMC

			stitches	skeins
●	**967**	Very Light Apricot	936	1
■	**3856**	Ultra Very Light Mahogany	932	1
▲	**500**	Very Dark Blue Green	770	1
◆	**3811**	Very Light Turquoise	736	1
▼	**797**	Royal Blue	669	1
★	**987**	Dark Forest Green	666	1
❖	**823**	Dark Navy Blue	616	1
X	**799**	Medium Delft Blue	492	1
H	**745**	Light Pale Yellow	407	1
+	**471**	Very Light Avocado Green	385	1
=	**156**	Medium Light Blue Violet	384	1
Z	**3865**	Winter White	313	1
A	**341**	Light Blue Violet	220	1
V	**738**	Very Light Tan	198	1
T	**3031**	Very Dark Mocha Brown	113	1
N	**155**	Medium Dark Blue Violet	108	1
S	**743**	Medium Yellow	92	1
K	**841**	Light Beige Brown	63	1

Skeins are estimates, with the two extra rows: the thread a stitch takes on the front and back of 18 mesh canvas, plus 30 percent, rounded up for each color.

Thread colors are approximate screen matches to DMC numbers. Check against real thread before you buy.

For your own stitching, gifts and handmade pieces you sell. Do not resell or share this PDF or copies of it.

Bluebonnet field at sunrise

Needlepoint pattern

Columns 1 to 45, rows 1 to 90. Start at the red outline

This page is the dark part of the chart



Key

- ● **DMC 967** Very Light Apricot
- ■ **DMC 3856** Ultra Very Light Mahogany
- ▲ **DMC 500** Very Dark Blue Green
- ◆ **DMC 3811** Very Light Turquoise
- ▼ **DMC 797** Royal Blue
- ★ **DMC 987** Dark Forest Green
- ❖ **DMC 823** Dark Navy Blue
- X **DMC 799** Medium Delft Blue
- H **DMC 745** Light Pale Yellow
- \+ **DMC 471** Very Light Avocado Green
- = **DMC 156** Medium Light Blue Violet
- Z **DMC 3865** Winter White
- A **DMC 341** Light Blue Violet
- N **DMC 155** Medium Dark Blue Violet
- S **DMC 743** Medium Yellow

Bluebonnet field at sunrise

Needlepoint pattern

This page is the dark part of the chart

Columns 46 to 90, rows 1 to 90. Gray squares: charted already, do not stitch again



Key

- ● **DMC 967** Very Light Apricot
- ■ **DMC 3856** Ultra Very Light Mahogany
- ▲ **DMC 500** Very Dark Blue Green
- ◆ **DMC 3811** Very Light Turquoise
- ▼ **DMC 797** Royal Blue
- ★ **DMC 987** Dark Forest Green
- ❖ **DMC 823** Dark Navy Blue
- X **DMC 799** Medium Delft Blue
- H **DMC 745** Light Pale Yellow
- \+ **DMC 471** Very Light Avocado Green
- = **DMC 156** Medium Light Blue Violet
- Z **DMC 3865** Winter White
- A **DMC 341** Light Blue Violet
- V **DMC 738** Very Light Tan
- T **DMC 3031** Very Dark Mocha Brown
- N **DMC 155** Medium Dark Blue Violet
- S **DMC 743** Medium Yellow
- K **DMC 841** Light Beige Brown