Bucking horse against a red dawn

Needlepoint pattern | 140 x 140 stitches | 14 x 14 in (35.6 x 35.6 cm) on 10 mesh | 24 colors



How to stitch it



1. Each square is one tent stitch, up at 1, down at 2. Lines in continental, right to left, the canvas upside down for the next row; wide areas in basketweave.
2. Cut 18 in of thread. Start and end it without a knot left behind.
3. Mark the middle of the canvas. It is the outlined square on page 2, column 70, row 70 (DMC 3740): start there. Count threads, not holes.
4. Go on from it: picture first, background last. Gray squares are on two pages: stitch them once.
5. Last, two more rows all round, each stitch in the color it lies beside: the seam hides them.

First time? How to needlepoint: flossfield.com/needlepoint/guides/how-to-start/
How to read a chart: flossfield.com/needlepoint/guides/how-to-read-a-chart/

What you need

Canvas: blank mono canvas, 10 mesh (10 threads to the inch), cut 18.5 in square (47 cm).

Needle: blunt tapestry, size 18. Also masking tape for the cut edges, and small scissors.

Thread: pearl cotton size 3, 24 colors, about 43 skeins in all (an estimate). Stitch with 2 lengths together.

Make it a pillow: backing fabric, an insert the size of the stitching or an inch larger, and cord or piping for the edge. How to finish a pillow.

Thread list, DMC

			stitches	skeins
●	**814**	Dark Garnet	2,069	4
■	**3777**	Very Dark Terra Cotta	1,657	3
▲	**3743**	Very Light Antique Violet	1,546	3
◆	**3042**	Light Antique Violet	1,445	3
▼	**816**	Garnet	1,280	3
★	**742**	Light Tangerine	1,255	2
❖	**902**	Very Dark Garnet	1,159	2
X	**3041**	Medium Antique Violet	1,072	2
H	**154**	Very Dark Grape	966	2
+	**741**	Medium Tangerine	952	2
=	**350**	Medium Coral	730	2
Z	**817**	Very Dark Coral Red	712	2
A	**743**	Medium Yellow	674	2
V	**3865**	Winter White	594	1
T	**3740**	Dark Antique Violet	520	1
N	**720**	Dark Orange Spice	513	1
S	**3830**	Terra Cotta	460	1
K	**970**	Light Pumpkin	421	1
E	**522**	Fern Green	361	1
C	**722**	Light Orange Spice	324	1
P	**351**	Coral	233	1
U	**520**	Dark Fern Green	231	1
L	**3371**	Black Brown	214	1
2	**3856**	Ultra Very Light Mahogany	212	1

Skeins are estimates, with the two extra rows: the thread a stitch takes on the front and back of 10 mesh canvas, plus 30 percent, rounded up for each color.

Thread colors are approximate screen matches to DMC numbers. Check against real thread before you buy.

For your own stitching, gifts and handmade pieces you sell. Do not resell or share this PDF or copies of it.

Bucking horse against a red dawn Needlepoint pattern

Columns 1 to 74, rows 1 to 74. Start at the red outline

This page is the dark part of the chart

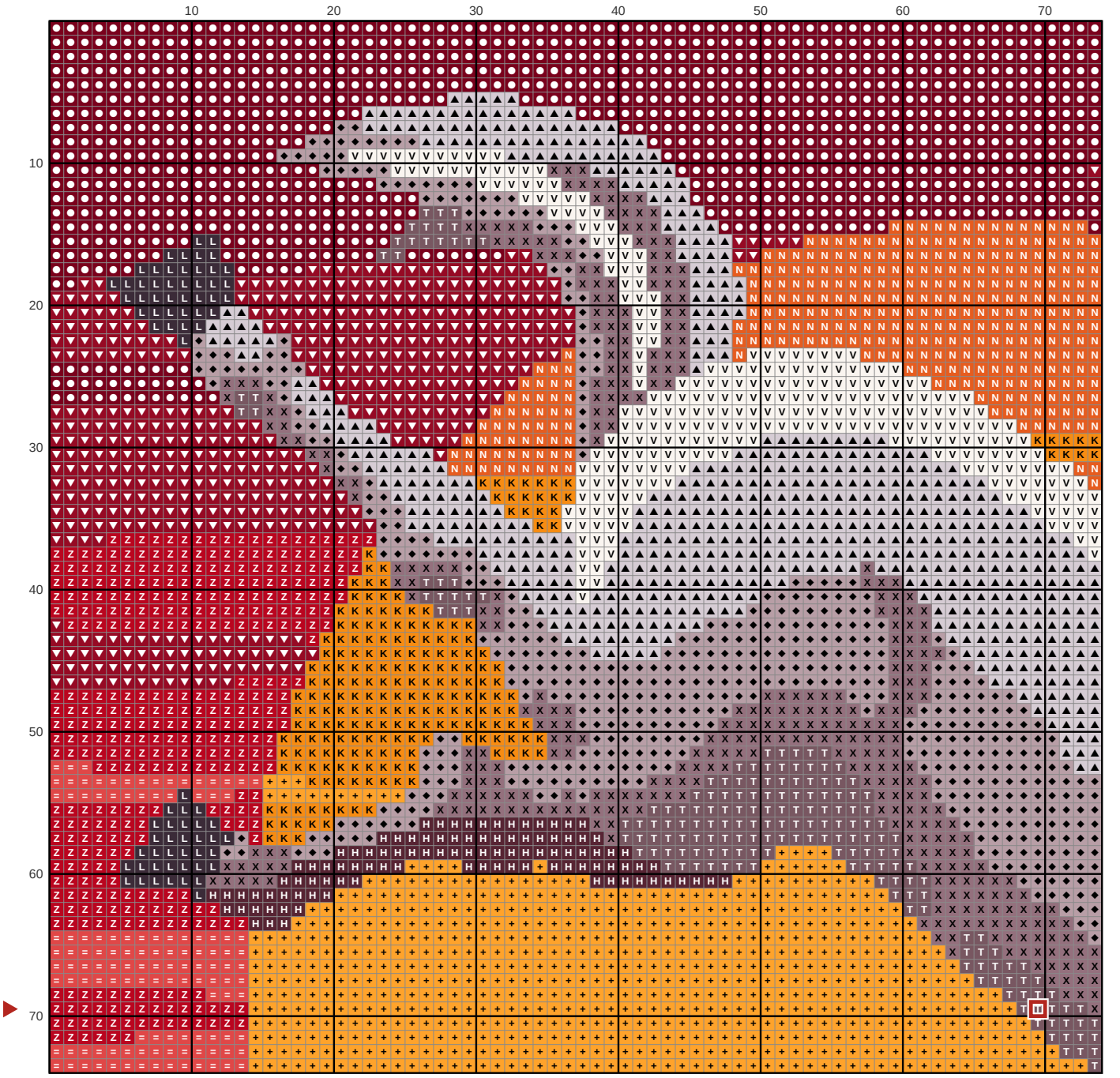

Key

- ● **DMC 814** Dark Garnet
- ▲ **DMC 3743** Very Light Antique Violet
- ◆ **DMC 3042** Light Antique Violet
- ▼ **DMC 816** Garnet
- X **DMC 3041** Medium Antique Violet
- H **DMC 154** Very Dark Grape
- + **DMC 741** Medium Tangerine
- = **DMC 350** Medium Coral
- Z **DMC 817** Very Dark Coral Red
- V **DMC 3865** Winter White
- T **DMC 3740** Dark Antique Violet
- N **DMC 720** Dark Orange Spice
- K **DMC 970** Light Pumpkin
- L **DMC 3371** Black Brown

Bucking horse against a red dawn Needlepoint pattern

Columns 75 to 140, rows 1 to 74. Gray squares: charted already, do not stitch again

This page is the dark part of the chart



Key

- ● **DMC 814** Dark Garnet
- ▲ **DMC 3743** Very Light Antique Violet
- ◆ **DMC 3042** Light Antique Violet
- ▼ **DMC 816** Garnet
- X **DMC 3041** Medium Antique Violet
- = **DMC 350** Medium Coral
- Z **DMC 817** Very Dark Coral Red
- V **DMC 3865** Winter White
- T **DMC 3740** Dark Antique Violet
- N **DMC 720** Dark Orange Spice
- K **DMC 970** Light Pumpkin
- L **DMC 3371** Black Brown

Bucking horse against a red dawn Needlepoint pattern

Columns 1 to 74, rows 75 to 140. Gray squares: charted already, do not stitch again

This page is the dark part of the chart



Key

- ■ **DMC 3777** Very Dark Terra Cotta
- ★ **DMC 742** Light Tangerine
- ❖ **DMC 902** Very Dark Garnet
- H **DMC 154** Very Dark Grape
- \+ **DMC 741** Medium Tangerine
- = **DMC 350** Medium Coral
- A **DMC 743** Medium Yellow
- S **DMC 3830** Terra Cotta
- K **DMC 970** Light Pumpkin
- E **DMC 522** Fern Green
- C **DMC 722** Light Orange Spice
- P **DMC 351** Coral
- U **DMC 520** Dark Fern Green
- 2 **DMC 3856** Ultra Very Light Mahogany

Bucking horse against a red dawn Needlepoint pattern

Columns 75 to 140, rows 75 to 140. Gray squares: charted already, do not stitch again

This page is the dark part of the chart



Key

- ■ **DMC 3777** Very Dark Terra Cotta
- ▲ **DMC 3743** Very Light Antique Violet
- ◆ **DMC 3042** Light Antique Violet
- ★ **DMC 742** Light Tangerine
- ❖ **DMC 902** Very Dark Garnet
- X **DMC 3041** Medium Antique Violet
- H **DMC 154** Very Dark Grape
- \+ **DMC 741** Medium Tangerine
- = **DMC 350** Medium Coral
- A **DMC 743** Medium Yellow
- V **DMC 3865** Winter White
- T **DMC 3740** Dark Antique Violet
- S **DMC 3830** Terra Cotta
- K **DMC 970** Light Pumpkin
- E **DMC 522** Fern Green
- C **DMC 722** Light Orange Spice
- P **DMC 351** Coral
- U **DMC 520** Dark Fern Green
- L **DMC 3371** Black Brown
- 2 **DMC 3856** Ultra Very Light Mahogany