English bulldog Christmas stocking

Needlepoint pattern | 143 x 234 stitches | 11 x 18 in (27.9 x 45.7 cm) on 13 mesh | 24 colors



Thread key, DMC

			stitches	yards	skeins
●	712	Cream	3,817	37	6
■	738	Very Light Tan	2,000	19	3
▲	433	Medium Brown	1,855	18	3
◆	434	Light Brown	1,823	18	3
▼	801	Dark Coffee Brown	1,518	15	3
★	315	Medium Dark Antique Mauve	1,280	13	2
❖	3802	Very Dark Antique Mauve	1,225	12	2
X	435	Very Light Brown	1,170	12	2
O	3346	Hunter Green	1,147	11	2
+	739	Ultra Very Light Tan	1,116	11	2
=	934	Black Avocado Green	1,097	11	2
Z	938	Ultra Dark Coffee Brown	1,066	11	2
A	841	Light Beige Brown	756	8	2
V	792	Dark Cornflower Blue	665	7	1
T	154	Very Dark Grape	609	6	1
N	782	Dark Topaz	547	6	1
S	469	Avocado Green	222	3	1
K	3747	Very Light Blue Violet	217	3	1
E	794	Light Cornflower Blue	216	3	1
C	3347	Medium Yellow Green	161	2	1
P	815	Medium Garnet	137	2	1
U	3371	Black Brown	106	2	1
L	3831	Dark Raspberry	103	1	1
2	742	Light Tangerine	67	1	1

One chart square is one tent stitch over one canvas intersection.

Cut the canvas at least 15 x 22 in (38.1 x 55.9 cm) for 13 mesh: the design and 2 in (5.1 cm) of margin on every side.

22,920 stitches in all, inside the outline: the chart is 143 x 234 at its widest and tallest. Start from the center: a red arrow above the chart marks the center column, and one to the left of it the center row. The arrows are on the pages those lines cross.

The chart is on 4 pages, each cut to what is stitched: bare canvas has no page, and a join falls on plain ground where it can. Pages 2 and 3 are turned on their side, for a part that is wider than it is tall. Where chart pages join, gray squares repeat two rows or columns. The small picture at the top of each chart page shows which part it is.

For a name: the dashed box on the cuff is its plain part, 82 x 34 stitches, columns 62 to 143 and rows 1 to 34. The two red marks in it are its middle (between columns 102 and 103): center the name there, not under the arrow of the whole chart.

Thread: six-strand floss, 7 or 8 strands in the needle on 13 mesh (counted at 8), about 45 skeins of 8.7 yd in all. Or pearl cotton size 3, 1 strand, about 29 skeins of 16.4 yd; or tapestry wool, 1 strand, about 41 skeins of 8.7 yd; or Persian wool, 2 strands, about 32 skeins of 8 yd. Wool is numbered differently: match it by eye. Needle: tapestry, size 20.

Yards and skeins are estimates: the thread a stitch takes on the front and back of 13 mesh canvas, plus 30 percent, rounded up for each color (about 232 yards in all, as the thread lies in the needle).

Thread colors are approximate screen matches to DMC numbers. Check against real thread before you buy.

Make it a stocking: also have backing and lining fabric, cord or piping, and a loop. Finishers ask for stockings months before Christmas, and most want two extra rows all round. Ask yours before the edge, and stitch a name first. "How to finish a stocking" is a guide linked from this pattern's page.

For your own stitching, gifts and handmade pieces you sell. Do not resell or share this PDF or copies of it.

English bulldog Christmas stocking

Needlepoint pattern

Chart 1 of 4: columns 62 to 143, rows 1 to 71

This page is the dark part of the chart



Key

- ● DMC 712 Cream
- ■ DMC 738 Very Light Tan
- ◆ DMC 434 Light Brown
- ▼ DMC 801
- ❖ DMC 3802
- O DMC 3346 Hunter Green
- \+ DMC 739
- = DMC 934
- V DMC 792
- T DMC 154 Very Dark Grape
- N DMC 782 Dark Topaz
- E DMC 794
- C DMC 3347
- P DMC 815 Medium Garnet
- 2 DMC 742 Light Tangerine

English bulldog Christmas stocking

Needlepoint pattern

Chart 2 of 4: columns 61 to 143, rows 72 to 140; gray squares repeat rows 70 and 71

This page is the dark part of the chart



Key

- ● DMC 712 Cream
- ■ DMC 738 Very Light Tan
- ▲ DMC 433 Medium Brown
- ◆ DMC 434 Light Brown
- ▼ DMC 801
- ★ DMC 315
- ❖ DMC 3802
- X DMC 435
- O DMC 3346 Hunter Green
- \+ DMC 739
- = DMC 934
- Z DMC 938
- A DMC 841
- V DMC 792
- T DMC 154
- K DMC 3747
- E DMC 794
- P DMC 815
- U DMC 3371 Black Brown
- L DMC 3831

English bulldog Christmas stocking

Needlepoint pattern

Chart 3 of 4: columns 1 to 72, rows 141 to 234; gray squares repeat rows 139 and 140

This page is the dark part of the chart

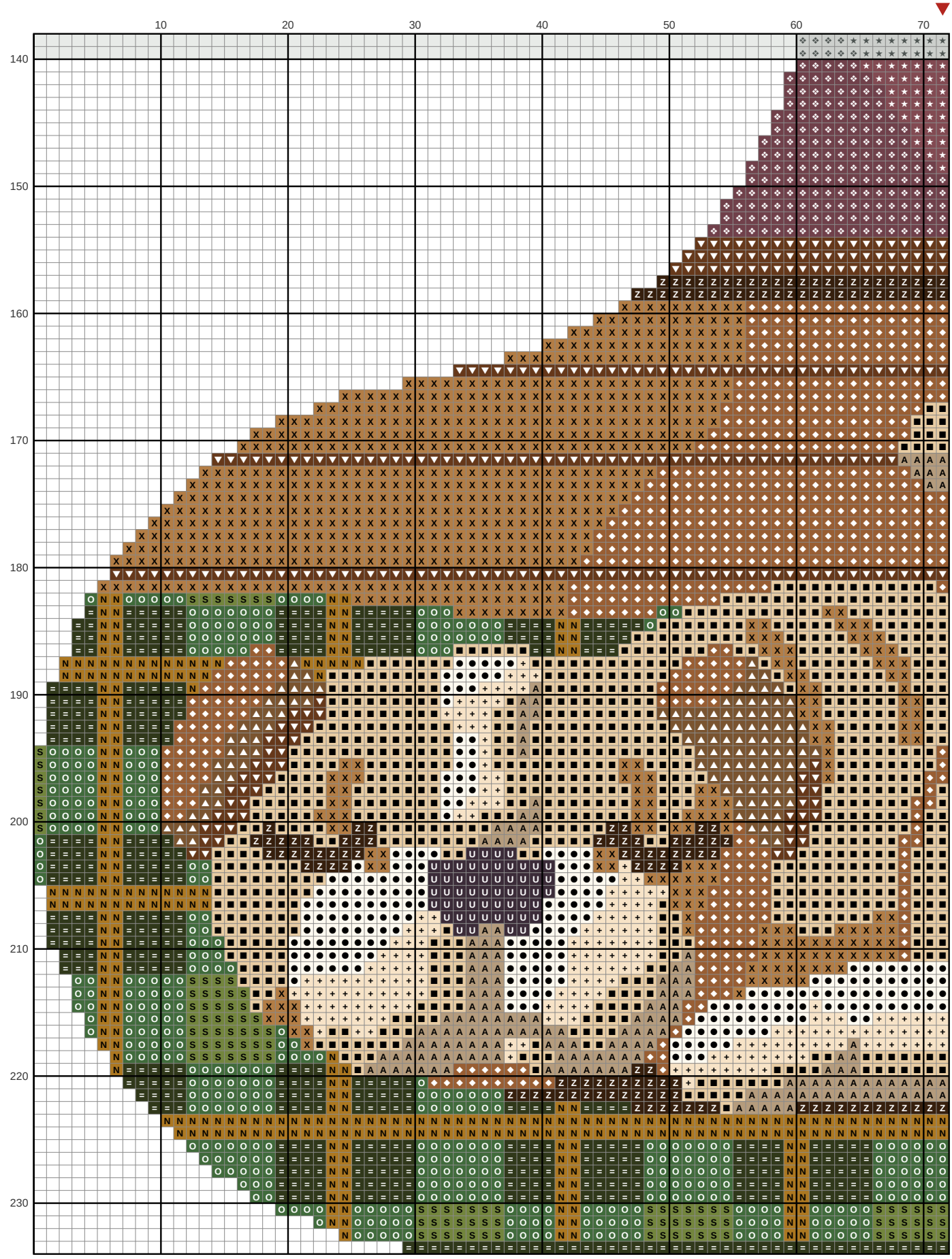

English bulldog Christmas stocking

Needlepoint pattern

This page is the dark part of the chart

Chart 4 of 4: columns 73 to 143, rows 141 to 234; gray squares repeat columns 71 and 72 and rows 139 and 140

