Craftsman bungalow and pines at dusk

Needlepoint pattern | 140 x 140 stitches | 14 x 14 in (35.6 x 35.6 cm) on 10 mesh | 24 colors



Thread key, DMC

			stitches	yards	skeins
●	**434**	Light Brown	2,631	33	4
□	**3371**	Black Brown	2,345	29	4
▲	**934**	Black Avocado Green	2,218	28	4
◆	**936**	Very Dark Avocado Green	1,981	25	3
▼	**3808**	Ultra Very Dark Turquoise	1,211	15	2
★	**580**	Dark Moss Green	1,153	15	2
❖	**436**	Tan	1,030	13	2
X	**801**	Dark Coffee Brown	875	11	2
O	**3814**	Aquamarine	848	11	2
+	**976**	Medium Golden Brown	765	10	2
=	**779**	Dark Cocoa	704	9	2
Z	**503**	Medium Blue Green	668	9	2
A	**3813**	Light Blue Green	551	7	1
V	**738**	Very Light Tan	415	6	1
T	**3750**	Very Dark Antique Blue	408	6	1
N	**3827**	Pale Golden Brown	365	5	1
S	**745**	Light Pale Yellow	322	4	1
K	**632**	Ultra Very Dark Desert Sand	273	4	1
E	**931**	Medium Antique Blue	219	3	1
C	**3790**	Ultra Dark Beige Gray	180	3	1
P	**742**	Light Tangerine	177	3	1
U	**642**	Dark Beige Gray	120	2	1
L	**352**	Light Coral	73	1	1
2	**402**	Very Light Mahogany	68	1	1

One chart square is one tent stitch over one canvas intersection.

Cut the canvas at least 18 x 18 in (45.7 x 45.7 cm) for 10 mesh: the design and 2 in (5.1 cm) of margin on every side.

19,600 stitches in all. Start from the center: a red arrow above the chart marks the center column, and one to the left of it the center row. The arrows are on the pages those lines cross.

The chart is divided evenly over 4 pages. Where chart pages join, gray squares repeat two rows or columns. The small picture at the top of each chart page shows which part it is.

Thread: pearl cotton size 3, 2 strands in the needle on 10 mesh, about 43 skeins of 16.4 yd in all. Or six-strand floss, 8 to 10 strands, about 58 skeins of 8.7 yd; or tapestry wool, 1 strand, about 41 skeins of 8.7 yd; or Persian wool, 3 strands, about 45 skeins of 8 yd. Wool is numbered differently: match it by eye. Needle: tapestry, size 16 or 18.

Yards and skeins are estimates: the thread a stitch takes on the front and back of 10 mesh canvas, plus 30 percent, rounded up for each color (about 253 yards in all, as the thread lies in the needle).

Thread colors are approximate screen matches to DMC numbers. Check against real thread before you buy.

Make it a pillow: also have backing fabric, an insert the size of the stitching or an inch larger, and cord or piping for the edge. The seam takes the last two rows: stitch two extra rows all round, or keep the edge plain. "How to finish a pillow" is a guide linked from this pattern's page.

For your own stitching, gifts and handmade pieces you sell. Do not resell or share this PDF.

Craftsman bungalow and pines at dusk

Needlepoint pattern

Chart 1 of 4: columns 1 to 70, rows 1 to 70

This page is the dark part of the chart



Craftsman bungalow and pines at dusk

Needlepoint pattern

This page is the dark part of the chart



Chart 2 of 4: columns 71 to 140, rows 1 to 70; gray squares repeat columns 69 and 70



Craftsman bungalow and pines at dusk

Needlepoint pattern

Chart 3 of 4: columns 1 to 70, rows 71 to 140; gray squares repeat rows 69 and 70

This page is the dark part of the chart



Craftsman bungalow and pines at dusk

Needlepoint pattern

This page is the dark part of the chart

Chart 4 of 4: columns 71 to 140, rows 71 to 140; gray squares repeat columns 69 and 70 and rows 69 and 70

