Family name pillow, cabin in the snow

Needlepoint pattern | 160 x 120 stitches | 16 x 12 in (40.6 x 30.5 cm) on 10 mesh | 24 colors



Thread key, DMC

			stitches	yards	skeins
●	739	Ultra Very Light Tan	3,036	38	5
■	3747	Very Light Blue Violet	2,694	34	5
▲	3756	Ultra Very Light Baby Blue	2,263	28	4
◆	341	Light Blue Violet	1,760	22	3
▼	803	Ultra Very Dark Baby Blue	1,682	21	3
★	336	Navy Blue	1,200	15	2
❖	3838	Dark Lavender Blue	1,198	15	2
X	500	Very Dark Blue Green	788	10	2
O	3839	Medium Lavender Blue	544	7	1
+	340	Medium Blue Violet	505	7	1
=	501	Dark Blue Green	462	6	1
Z	840	Medium Beige Brown	416	6	1
A	434	Light Brown	324	4	1
V	745	Light Pale Yellow	302	4	1
T	801	Dark Coffee Brown	298	4	1
N	842	Very Light Beige Brown	297	4	1
S	938	Ultra Dark Coffee Brown	269	4	1
K	3781	Dark Mocha Brown	263	4	1
E	666	Bright Red	263	4	1
C	321	Red	259	4	1
P	815	Medium Garnet	190	3	1
U	742	Light Tangerine	101	2	1
L	310	Black	61	1	1
2	720	Dark Orange Spice	25	1	1

One chart square is one tent stitch over one canvas intersection.

Cut the canvas at least 20 x 16 in (50.8 x 40.6 cm) for 10 mesh: the design and 2 in (5.1 cm) of margin on every side.

19,200 stitches in all. Start from the center: a red arrow above the chart marks the center column, and one to the left of it the center row. The arrows are on the pages those lines cross.

The chart is divided evenly over 4 pages. Pages 2, 3, 4 and 5 are turned on their side, for a part that is wider than it is tall. Where chart pages join, gray squares repeat two rows or columns. The small picture at the top of each chart page shows which part it is.

Thread: pearl cotton size 3, 2 strands in the needle on 10 mesh, about 42 skeins of 16.4 yd in all. Or six-strand floss, 8 to 10 strands, about 57 skeins of 8.7 yd; or tapestry wool, 1 strand, about 41 skeins of 8.7 yd; or Persian wool, 3 strands, about 42 skeins of 8 yd. Wool is numbered differently: match it by eye. Needle: tapestry, size 16 or 18.

Yards and skeins are estimates: the thread a stitch takes on the front and back of 10 mesh canvas, plus 30 percent, rounded up for each color (about 248 yards in all, as the thread lies in the needle).

Thread colors are approximate screen matches to DMC numbers. Check against real thread before you buy.

Make it a pillow: also have backing fabric, an insert the size of the stitching or an inch larger, and cord or piping for the edge. The seam takes the last two rows: stitch two extra rows all round, or keep the edge plain. "How to finish a pillow" is a guide linked from this pattern's page.

For your own stitching, gifts and handmade pieces you sell. Do not resell or share this PDF.

Family name pillow, cabin in the snow

Needlepoint pattern

Chart 1 of 4: columns 1 to 80, rows 1 to 60

This page is the dark part of the chart



Family name pillow, cabin in the snow

Needlepoint pattern

Chart 2 of 4: columns 81 to 160, rows 1 to 60; gray squares repeat columns 79 and 80

This page is the dark part of the chart



Family name pillow, cabin in the snow

Needlepoint pattern

Chart 3 of 4: columns 1 to 80, rows 61 to 120; gray squares repeat rows 59 and 60

This page is the dark part of the chart



Family name pillow, cabin in the snow

Needlepoint pattern

Chart 4 of 4: columns 81 to 160, rows 61 to 120; gray squares repeat columns 79 and 80 and rows 59 and 60

This page is the dark part of the chart

