Camper by a mountain lake at dawn

Needlepoint pattern | 90 x 126 stitches | 5 x 7 in (12.7 x 17.8 cm) on 18 mesh | 20 colors



How to stitch it



1. Each square is one tent stitch, up at 1, down at 2. Lines in continental, right to left, the canvas upside down for the next row; wide areas in basketweave.
2. Cut 18 in of thread. Start and end it without a knot left behind.
3. Mark the middle of the canvas. It is the outlined square on page 3, column 45, row 63 (DMC 160): start there. Count threads, not holes.
4. Go on from it: picture first, background last. Gray squares are on two pages: stitch them once.
5. When it is done, block it square.

First time? How to needlepoint: flossfield.com/needlepoint/guides/how-to-start/
How to read a chart: flossfield.com/needlepoint/guides/how-to-read-a-chart/

What you need

Canvas: blank mono canvas, 18 mesh (18 threads to the inch), cut 9 in wide x 11 in high (22.9 x 27.9 cm).

Needle: blunt tapestry, size 22. Also masking tape for the cut edges, and small scissors.

Thread: six-strand floss, 20 colors, about 21 skeins in all (an estimate). Stitch with 4 strands (5 or 6 if canvas shows).

Frame it: acid-free board and a frame.
How to frame needlepoint.

Thread list, DMC

			stitches	skeins
●	161	Gray Blue	1,374	2
■	160	Medium Gray Blue	1,092	1
▲	932	Light Antique Blue	1,008	1
◆	3752	Very Light Antique Blue	843	1
▼	341	Light Blue Violet	842	1
★	950	Light Desert Sand	817	1
❖	522	Fern Green	795	1
X	3856	Ultra Very Light Mahogany	540	1
H	523	Light Fern Green	500	1
+	520	Dark Fern Green	482	1
=	745	Light Pale Yellow	474	1
Z	500	Very Dark Blue Green	471	1
A	3865	Winter White	462	1
V	501	Dark Blue Green	434	1
T	597	Turquoise	326	1
N	3799	Very Dark Pewter Gray	272	1
S	152	Medium Light Shell Pink	223	1
K	742	Light Tangerine	176	1
E	321	Red	135	1
C	3721	Dark Shell Pink	74	1

Skeins are estimates: the thread a stitch takes on the front and back of 18 mesh canvas, plus 30 percent, rounded up for each color.
Thread colors are approximate screen matches to DMC numbers. Check against real thread before you buy.
For your own stitching, gifts and handmade pieces you sell. Do not resell or share this PDF or copies of it.

Camper by a mountain lake at dawn

Needlepoint pattern

Columns 1 to 90, rows 1 to 60

This page is the dark part of the chart

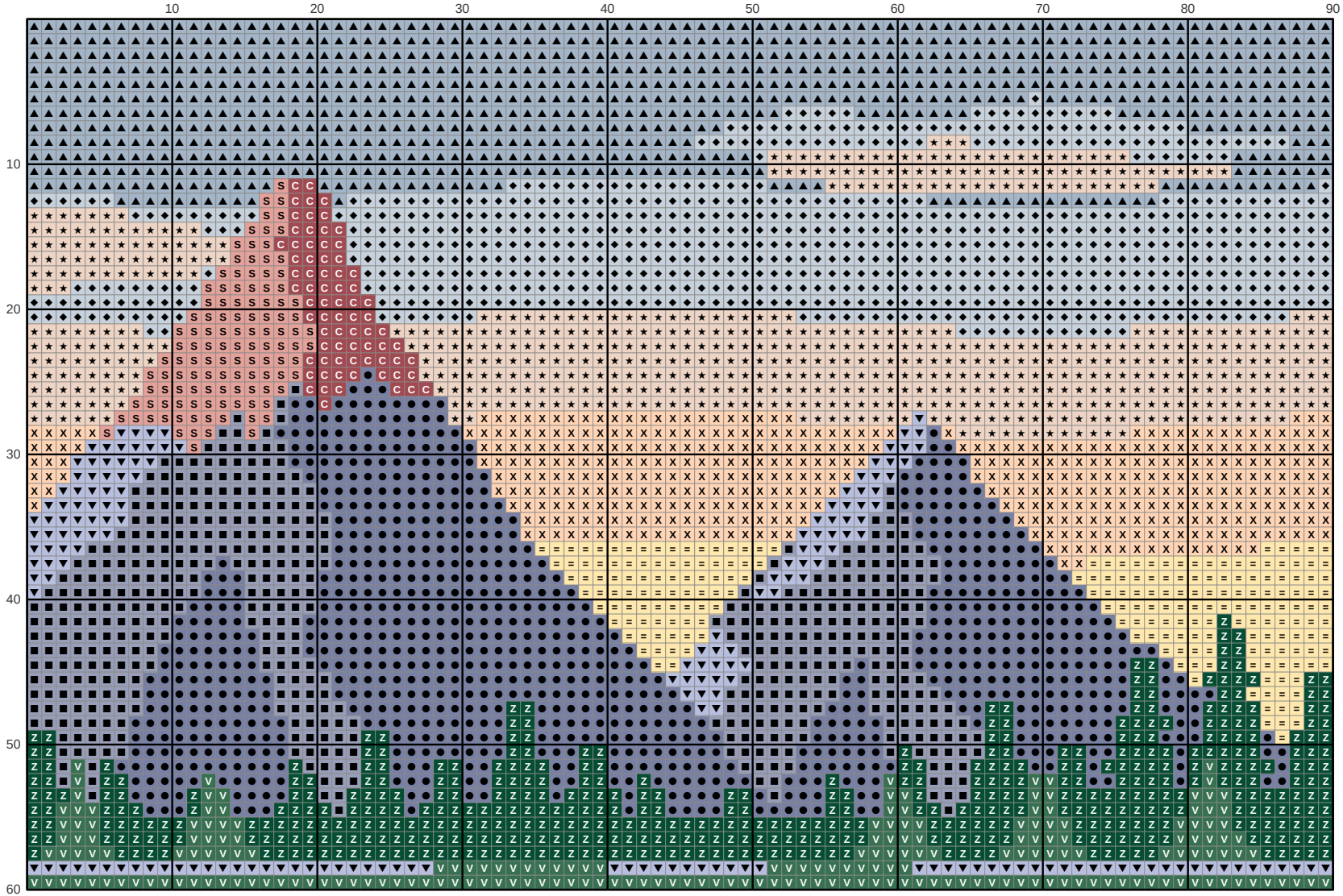

Key

- **DMC 161** Gray Blue
- **DMC 160** Medium Gray Blue
- **DMC 932** Light Antique Blue
- **DMC 3752** Very Light Antique Blue
- **DMC 341** Light Blue Violet
- **DMC 950** Light Desert Sand
- **DMC 3856** Ultra Very Light Mahogany
- **DMC 745** Light Pale Yellow
- **DMC 500** Very Dark Blue Green
- **DMC 501** Dark Blue Green
- **DMC 152** Medium Light Shell Pink
- **DMC 3721** Dark Shell Pink

Camper by a mountain lake at dawn

Needlepoint pattern

Columns 1 to 90, rows 61 to 126. Start at the red outline. Gray squares: charted already, do not stitch again

This page is the dark part of the chart



Key

- DMC 161 — Gray Blue
- DMC 160 — Medium Gray Blue
- DMC 932 — Light Antique Blue
- DMC 3752 — Very Light Antique Blue
- DMC 341 — Light Blue Violet
- DMC 950 — Light Desert Sand
- DMC 522 — Fern Green
- DMC 3856 — Ultra Very Light Mahogany
- DMC 523 — Light Fern Green
- DMC 520 — Dark Fern Green
- DMC 745 — Light Pale Yellow
- DMC 3865 — Winter White
- DMC 501 — Dark Blue Green
- DMC 597 — Turquoise
- DMC 3799 — Very Dark Pewter Gray
- DMC 152 — Medium Light Shell Pink
- DMC 742 — Light Tangerine
- DMC 321 — Red