Cardinal Christmas stocking in the snow

Needlepoint pattern | 143 x 234 stitches | 11 x 18 in (27.9 x 45.7 cm) on 13 mesh | 24 colors



How to stitch it



1. Each square is one tent stitch, up at 1, down at 2. Lines in continental, right to left, the canvas upside down for the next row; wide areas in basketweave.
2. Cut 18 in of thread. Start and end it without a knot left behind.
3. Mark the crossing 2 in from the top and right edges of the canvas. It is the outlined square, top right of page 2, column 143, row 1 (DMC BLANC): start there. Count threads, not holes.
4. The name first, then downward, background as you go. Gray squares are on two pages: stitch them once. Empty squares stay bare.
5. Last, two more rows all round, each stitch in the color it lies beside: the seam hides them. Ask your finisher first.

The dashed box on the cuff is the place for a name, and the two red marks are its middle: type one on the pattern's page to have it charted.

First time? How to needlepoint: flossfield.com/needlepoint/guides/how-to-start/
How to read a chart: flossfield.com/needlepoint/guides/how-to-read-a-chart/

What you need

Canvas: blank mono canvas, 13 mesh (13 threads to the inch), cut 15.5 in wide x 22.5 in high (39.4 x 57.2 cm).

Needle: blunt tapestry, size 20. Also masking tape for the cut edges, and small scissors.

Thread: six-strand floss, 24 colors, about 46 skeins in all (an estimate). Stitch with 7 strands (8 if canvas shows).

Make it a stocking: a finisher, who backs and lines it (ask months before Christmas), or backing, lining, cord and a loop to sew it up yourself. How to finish a stocking.

Thread list, DMC

			stitches	skeins
●	BLANC	White	3,908	7
■	3753	Ultra Very Light Antique Blue	2,858	5
▲	3752	Very Light Antique Blue	2,376	4
◆	932	Light Antique Blue	1,926	3
▼	931	Medium Antique Blue	1,656	3
★	930	Dark Antique Blue	1,601	3
❖	3750	Very Dark Antique Blue	1,064	2
X	321	Red	839	2
H	814	Dark Garnet	639	1
+	778	Very Light Antique Mauve	610	2
=	3371	Black Brown	606	1
Z	3823	Ultra Pale Yellow	567	1
A	502	Blue Green	563	1
V	666	Bright Red	511	1
T	498	Dark Red	432	1
N	3863	Medium Mocha Beige	429	1
S	839	Dark Beige Brown	399	1
K	500	Very Dark Blue Green	385	1
E	3042	Light Antique Violet	348	1
C	3855	Light Autumn Gold	341	1
P	745	Light Pale Yellow	332	1
U	437	Light Tan	249	1
L	920	Medium Copper	160	1
2	3853	Dark Autumn Gold	121	1

Skeins are estimates, with the two extra rows: the thread a stitch takes on the front and back of 13 mesh canvas, plus 30 percent, rounded up for each color.

Thread colors are approximate screen matches to DMC numbers. Check against real thread before you buy.

For your own stitching, gifts and handmade pieces you sell. Do not resell or share this PDF or copies of it.

Cardinal Christmas stocking in the snow

Needlepoint pattern

Columns 62 to 143, rows 1 to 71. Start at the red outline

This page is the dark part of the chart



Key

- ● **DMC BLANC** — White
- ■ **DMC 3753** — Ultra Very Light Antique Blue
- ▲ **DMC 3752** — Very Light Antique Blue
- ★ **DMC 930** — Dark Antique Blue
- ❖ **DMC 3750** — Very Dark Antique Blue
- X **DMC 321** — Red
- H **DMC 814** — Dark Garnet
- = **DMC 3371** — Black Brown
- V **DMC 666** — Bright Red
- T **DMC 498** — Dark Red

Cardinal Christmas stocking in the snow

Needlepoint pattern

Columns 61 to 143, rows 72 to 140. Gray squares: charted already, do not stitch again

This page is the dark part of the chart



Key

- ● **DMC BLANC** — White
- ■ **DMC 3753** — Ultra Very Light Antique Blue
- ◆ **DMC 932** — Light Antique Blue
- ▼ **DMC 931** — Medium Antique Blue
- ★ **DMC 930** — Dark Antique Blue
- X **DMC 321** — Red
- H **DMC 814** — Dark Garnet
- \+ **DMC 778** — Very Light Antique Mauve
- = **DMC 3371** — Black Brown
- A **DMC 502** — Blue Green
- V **DMC 666** — Bright Red
- T **DMC 498** — Dark Red
- N **DMC 3863** — Medium Mocha Beige
- S **DMC 839** — Dark Beige Brown
- K **DMC 500** — Very Dark Blue Green
- E **DMC 3042** — Light Antique Violet
- C **DMC 3855** — Light Autumn Gold
- L **DMC 920** — Medium Copper
- 2 **DMC 3853** — Dark Autumn Gold

Cardinal Christmas stocking in the snow Needlepoint pattern

This page is the dark part of the chart

Columns 1 to 72, rows 141 to 234. Gray squares: charted already, do not stitch again



Cardinal Christmas stocking in the snow

Needlepoint pattern

This page is the dark part of the chart

Columns 73 to 143, rows 141 to 234. Gray squares: charted already, do not stitch again

