Caribbean cottages by a turquoise bay

Needlepoint pattern | 160 x 120 stitches | 16 x 12 in (40.6 x 30.5 cm) on 10 mesh | 24 colors



Thread key, DMC

			stitches	yards	skeins
●	**666**	Bright Red	2,143	27	4
■	**3865**	Winter White	1,874	24	3
▲	**470**	Light Avocado Green	1,547	20	3
◆	**351**	Coral	1,508	19	3
▼	**739**	Ultra Very Light Tan	1,355	17	3
★	**817**	Very Dark Coral Red	958	12	2
❖	**3746**	Dark Blue Violet	816	11	2
X	**3346**	Hunter Green	806	10	2
O	**3810**	Dark Turquoise	788	10	2
+	**3345**	Dark Hunter Green	732	10	2
=	**341**	Light Blue Violet	720	9	2
Z	**3849**	Light Teal Green	714	9	2
A	**3813**	Light Blue Green	708	9	2
V	**827**	Very Light Blue	664	9	1
T	**738**	Very Light Tan	599	8	1
N	**964**	Light Seagreen	587	8	1
S	**742**	Light Tangerine	579	8	1
K	**747**	Very Light Sky Blue	540	7	1
E	**797**	Royal Blue	388	5	1
C	**503**	Medium Blue Green	370	5	1
P	**801**	Dark Coffee Brown	300	4	1
U	**471**	Very Light Avocado Green	205	3	1
L	**3853**	Dark Autumn Gold	178	3	1
2	**210**	Medium Lavender	121	2	1

One chart square is one tent stitch over one canvas intersection.

Cut the canvas at least 20 x 16 in (50.8 x 40.6 cm) for 10 mesh: the design and 2 in (5.1 cm) of margin on every side.

19,200 stitches in all. Start from the center: a red arrow above the chart marks the center column, and one to the left of it the center row. The arrows are on the pages those lines cross.

The chart is divided evenly over 4 pages. Pages 2, 3, 4 and 5 are turned on their side, for a part that is wider than it is tall. Where chart pages join, gray squares repeat two rows or columns. The small picture at the top of each chart page shows which part it is.

Thread: pearl cotton size 3, 2 strands in the needle on 10 mesh, about 43 skeins of 16.4 yd in all. Or six-strand floss, 8 to 10 strands, about 56 skeins of 8.7 yd; or tapestry wool, 1 strand, about 42 skeins of 8.7 yd; or Persian wool, 3 strands, about 44 skeins of 8 yd. Wool is numbered differently: match it by eye. Needle: tapestry, size 16 or 18.

Yards and skeins are estimates: the thread a stitch takes on the front and back of 10 mesh canvas, plus 30 percent, rounded up for each color (about 249 yards in all, as the thread lies in the needle).

Thread colors are approximate screen matches to DMC numbers. Check against real thread before you buy.

Make it a pillow: also have backing fabric, an insert the size of the stitching or an inch larger, and cord or piping for the edge. The seam takes the last two rows: stitch two extra rows all round, or keep the edge plain. "How to finish a pillow" is a guide linked from this pattern's page.

For your own stitching, gifts and handmade pieces you sell. Do not resell or share this PDF or copies of it.

Caribbean cottages by a turquoise bay

Needlepoint pattern

Chart 1 of 4: columns 1 to 80, rows 1 to 60

This page is the dark part of the chart



Caribbean cottages by a turquoise bay

Needlepoint pattern

Chart 2 of 4: columns 81 to 160, rows 1 to 60; gray squares repeat columns 79 and 80

This page is the dark part of the chart



Caribbean cottages by a turquoise bay

Needlepoint pattern

Chart 3 of 4: columns 1 to 80, rows 61 to 120; gray squares repeat rows 59 and 60

This page is the dark part of the chart

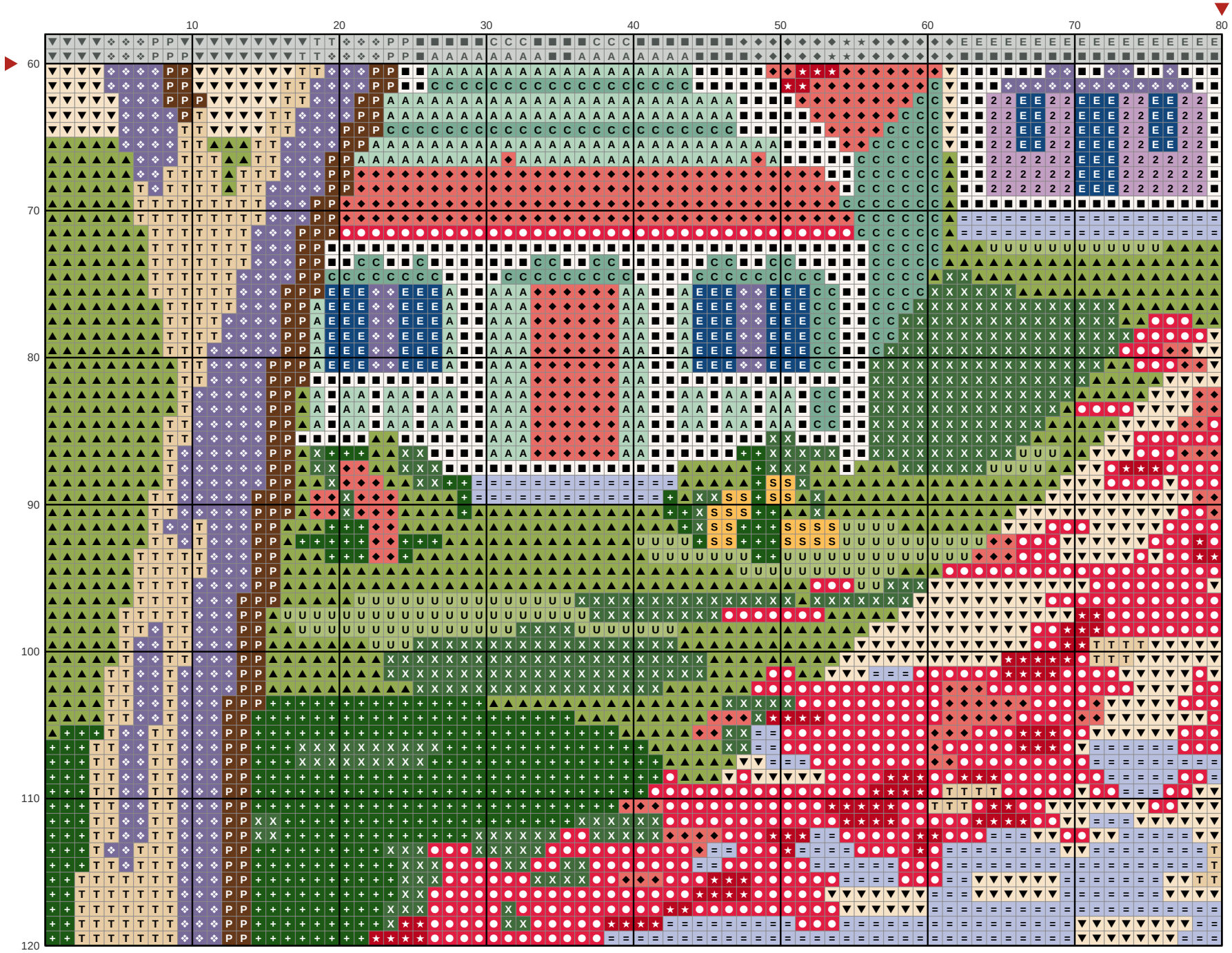

Caribbean cottages by a turquoise bay

Needlepoint pattern

Chart 4 of 4: columns 81 to 160, rows 61 to 120; gray squares repeat columns 79 and 80 and rows 59 and 60

This page is the dark part of the chart

