Vintage castle handbag, moonlit lake

Needlepoint pattern | 126 x 72 stitches | 7 x 4 in (17.8 x 10.2 cm) on 18 mesh | 18 colors



How to stitch it



1. Each square is one tent stitch, up at 1, down at 2. Lines in continental, right to left, the canvas upside down for the next row; wide areas in basketweave.
2. Cut 18 in of thread. Start and end it without a knot left behind.
3. Mark the middle of the canvas. It is the outlined square on page 2, column 63, row 36 (DMC 3802): start there. Count threads, not holes.
4. Go on from it: picture first, background last. Gray squares are on two pages: stitch them once.
5. When it is done, block it square.

First time? How to needlepoint: flossfield.com/needlepoint/guides/how-to-start/
How to read a chart: flossfield.com/needlepoint/guides/how-to-read-a-chart/

What you need

Canvas: blank mono canvas, 18 mesh (18 threads to the inch), cut 11 in wide x 8 in high (27.9 x 20.3 cm).

Needle: blunt tapestry, size 22. Also masking tape for the cut edges, and small scissors.

Thread: six-strand floss, 18 colors, about 19 skeins in all (an estimate). Stitch with 4 strands (5 or 6 if canvas shows).

Make it a clutch: a clutch or wallet with an opening this size, or a lining and a closure to sew it up. Measure the opening before you stitch. If the piece is small for it, stitch two extra rows all round in DMC 823, the color at its edge. How to finish a purse or clutch.

Thread list, DMC

			stitches	skeins
●	**823**	Dark Navy Blue	2,356	2
■	**3810**	Dark Turquoise	938	1
▲	**729**	Medium Old Gold	841	1
◆	**3808**	Ultra Very Dark Turquoise	762	1
▼	**829**	Very Dark Golden Olive	644	1
★	**3821**	Straw	538	1
❖	**500**	Very Dark Blue Green	438	1
X	**598**	Light Turquoise	431	1
H	**3750**	Very Dark Antique Blue	363	1
+	**3823**	Ultra Pale Yellow	309	1
=	**161**	Gray Blue	287	1
Z	**928**	Very Light Gray Green	247	1
A	**311**	Medium Navy Blue	194	1
V	**160**	Medium Gray Blue	178	1
T	**3726**	Dark Antique Mauve	174	1
N	**3802**	Very Dark Antique Mauve	171	1
S	**159**	Light Gray Blue	151	1
K	**3727**	Light Antique Mauve	50	1

Skeins are estimates: the thread a stitch takes on the front and back of 18 mesh canvas, plus 30 percent, rounded up for each color.
Thread colors are approximate screen matches to DMC numbers. Check against real thread before you buy.
For your own stitching, gifts and handmade pieces you sell. Do not resell or share this PDF or copies of it.

Vintage castle handbag, moonlit lake

Needlepoint pattern

Columns 1 to 67, rows 1 to 72. Start at the red outline

This page is the dark part of the chart



Key

- **DMC 823** Dark Navy Blue
- **DMC 3810** Dark Turquoise
- **DMC 729** Medium Old Gold
- **DMC 3808** Ultra Very Dark Turquoise
- **DMC 829** Very Dark Golden Olive
- **DMC 3821** Straw
- **DMC 500** Very Dark Blue Green
- **DMC 598** Light Turquoise
- **DMC 3750** Very Dark Antique Blue
- **DMC 3823** Ultra Pale Yellow
- **DMC 161** Gray Blue
- **DMC 928** Very Light Gray Green
- **DMC 311** Medium Navy Blue
- **DMC 160** Medium Gray Blue
- **DMC 3726** Dark Antique Mauve
- **DMC 3802** Very Dark Antique Mauve
- **DMC 159** Light Gray Blue
- **DMC 3727** Light Antique Mauve

Vintage castle handbag, moonlit lake Needlepoint pattern

Columns 68 to 126, rows 1 to 72. Gray squares: charted already, do not stitch again

This page is the dark part of the chart



Key

- **DMC 823** Dark Navy Blue
- **DMC 3810** Dark Turquoise
- **DMC 729** Medium Old Gold
- **DMC 3808** Ultra Very Dark Turquoise
- **DMC 829** Very Dark Golden Olive
- **DMC 3821** Straw
- **DMC 500** Very Dark Blue Green
- **DMC 598** Light Turquoise
- **DMC 3750** Very Dark Antique Blue
- **DMC 3823** Ultra Pale Yellow
- **DMC 161** Gray Blue
- **DMC 311** Medium Navy Blue
- **DMC 160** Medium Gray Blue
- **DMC 3726** Dark Antique Mauve
- **DMC 3802** Very Dark Antique Mauve
- **DMC 159** Light Gray Blue
- **DMC 3727** Light Antique Mauve