Chinese Crested in the snow stocking

Needlepoint pattern | 143 x 234 stitches | 11 x 18 in (27.9 x 45.7 cm) on 13 mesh | 23 colors



Thread key, DMC

			stitches	yards	skeins
●	**712**	Cream	4,117	39	6
■	**B5200**	Snow White	2,112	21	4
▲	**155**	Medium Dark Blue Violet	1,388	14	3
◆	**754**	Light Peach	1,383	14	3
▼	**498**	Dark Red	1,269	13	2
★	**3750**	Very Dark Antique Blue	1,236	12	2
❖	**453**	Light Shell Gray	1,230	12	2
X	**341**	Light Blue Violet	1,174	12	2
O	**3747**	Very Light Blue Violet	1,158	11	2
+	**500**	Very Dark Blue Green	1,145	11	2
=	**3861**	Light Cocoa	1,051	10	2
Z	**321**	Red	905	9	2
A	**3770**	Very Light Tawny	720	7	2
V	**3860**	Cocoa	718	7	2
T	**3807**	Cornflower Blue	692	7	2
N	**814**	Dark Garnet	659	7	1
S	**3859**	Light Rosewood	541	6	1
K	**158**	Medium Very Dark Cornflower Blue	349	4	1
E	**414**	Dark Steel Gray	329	4	1
C	**317**	Pewter Gray	253	3	1
P	**501**	Dark Blue Green	245	3	1
U	**3371**	Black Brown	166	2	1
L	**3821**	Straw	80	1	1

One chart square is one tent stitch over one canvas intersection.

Cut the canvas at least 15 x 22 in (38.1 x 55.9 cm) for 13 mesh: the design and 2 in (5.1 cm) of margin on every side.

22,920 stitches in all, inside the outline: the chart is 143 x 234 at its widest and tallest. Start from the center: a red arrow above the chart marks the center column, and one to the left of it the center row. The arrows are on the pages those lines cross.

The chart is on 4 pages, each cut to what is stitched: bare canvas has no page, and a join falls on plain ground where it can. Pages 2 and 3 are turned on their side, for a part that is wider than it is tall. Where chart pages join, gray squares repeat two rows or columns. The small picture at the top of each chart page shows which part it is.

For a name: the dashed box on the cuff is its plain part, 82 x 24 stitches, columns 62 to 143 and rows 1 to 24. The two red marks in it are its middle (between columns 102 and 103): center the name there, not under the arrow of the whole chart.

Thread: six-strand floss, 7 or 8 strands in the needle on 13 mesh (counted at 8), about 46 skeins of 8.7 yd in all. Or pearl cotton size 3, 1 strand, about 26 skeins of 16.4 yd; or tapestry wool, 1 strand, about 38 skeins of 8.7 yd; or Persian wool, 2 strands, about 30 skeins of 8 yd. Wool is numbered differently: match it by eye. Needle: tapestry, size 20.

Yards and skeins are estimates: the thread a stitch takes on the front and back of 13 mesh canvas, plus 30 percent, rounded up for each color (about 229 yards in all, as the thread lies in the needle).

Thread colors are approximate screen matches to DMC numbers. Check against real thread before you buy.

Make it a stocking: also have backing and lining fabric, cord or piping, and a loop. Finishers ask for stockings months before Christmas, and most want two extra rows all round. Ask yours before the edge, and stitch a name first. "How to finish a stocking" is a guide linked from this pattern's page.

For your own stitching, gifts and handmade pieces you sell. Do not resell or share this PDF or copies of it.

Chinese Crested in the snow stocking

Needlepoint pattern

Chart 1 of 4: columns 62 to 143, rows 1 to 71

This page is the dark part of the chart



Key

- DMC 712 Cream
- DMC B5200 Snow White
- DMC 754 Light Peach
- DMC 498 Dark Red
- DMC 3750
- DMC 453 Light Shell Gray
- DMC 500
- DMC 3861 Light Cocoa
- DMC 3860 Cocoa
- DMC 3859 Light Rosewood
- DMC 158
- DMC 414 Dark Steel Gray
- DMC 317 Pewter Gray

Chinese Crested in the snow stocking

Needlepoint pattern

Chart 2 of 4: columns 61 to 143, rows 72 to 140; gray squares repeat rows 70 and 71

This page is the dark part of the chart



Key

- DMC 712 Cream
- DMC B5200
- DMC 155
- DMC 754 Light Peach
- DMC 498 Dark Red
- DMC 3750
- DMC 453
- DMC 341
- DMC 500
- DMC 3861 Light Cocoa
- DMC 321 Red
- DMC 3770
- DMC 3860 Cocoa
- DMC 3807
- DMC 814 Dark Garnet
- DMC 3859
- DMC 158
- DMC 414
- DMC 317 Pewter Gray
- DMC 3371 Black Brown

Chinese Crested in the snow stocking

Needlepoint pattern

Chart 3 of 4: columns 1 to 72, rows 141 to 234; gray squares repeat rows 139 and 140

This page is the dark part of the chart



Chinese Crested in the snow stocking

Needlepoint pattern

This page is the dark part of the chart

Chart 4 of 4: columns 73 to 143, rows 141 to 234; gray squares repeat columns 71 and 72 and rows 139 and 140

