Corgi Christmas stocking in a red car

Needlepoint pattern | 143 x 234 stitches | 11 x 18 in (27.9 x 45.7 cm) on 13 mesh | 24 colors



How to stitch it



1. Each square is one tent stitch, up at 1, down at 2. Lines in continental, right to left, the canvas upside down for the next row; wide areas in basketweave.
2. Cut 18 in of thread. Start and end it without a knot left behind.
3. Mark the crossing 2 in from the top and right edges of the canvas. It is the outlined square, top right of page 2, column 143, row 1 (DMC 498): start there. Count threads, not holes.
4. The name first, where you put one on it, then downward, background as you go. Gray squares are on two pages: stitch them once. Empty squares stay bare.
5. Last, two more rows all round, each stitch in the color it lies beside: the seam hides them. Ask your finisher first.

The dashed box on the cuff is the place for a name, and the two red marks are its middle: type one on the pattern's page to have it charted.

First time? How to needlepoint: flossfield.com/needlepoint/guides/how-to-start/
How to read a chart: flossfield.com/needlepoint/guides/how-to-read-a-chart/

What you need

Canvas: blank mono canvas, 13 mesh (13 threads to the inch), cut 15.5 in wide x 22.5 in high (39.4 x 57.2 cm).

Needle: blunt tapestry, size 20. Also masking tape for the cut edges, and small scissors.

Thread: six-strand floss, 24 colors, about 48 skeins in all (an estimate). Stitch with 7 strands (8 if canvas shows).

Make it a stocking: a finisher, who backs and lines it (ask months before Christmas), or backing, lining, cord and a loop to sew it up yourself. How to finish a stocking.

Thread list, DMC

			stitches	skeins
●	BLANC	White	3,216	6
■	336	Navy Blue	3,160	5
▲	712	Cream	2,369	4
◆	321	Red	2,012	3
▼	3325	Light Baby Blue	1,760	3
★	498	Dark Red	1,624	3
❖	310	Black	1,075	2
X	976	Medium Golden Brown	1,032	2
H	890	Ultra Dark Pistachio Green	1,031	2
+	815	Medium Garnet	771	2
=	700	Bright Green	690	2
Z	975	Dark Golden Brown	640	1
A	312	Very Dark Baby Blue	614	2
V	322	Dark Baby Blue	511	1
T	300	Very Dark Mahogany	402	1
N	3705	Dark Melon	379	1
S	318	Light Steel Gray	320	1
K	3827	Pale Golden Brown	307	1
E	3822	Light Straw	294	1
C	739	Ultra Very Light Tan	200	1
P	842	Very Light Beige Brown	171	1
U	3712	Medium Salmon	144	1
L	783	Medium Topaz	117	1
2	703	Chartreuse	81	1

Skeins are estimates, with the two extra rows: the thread a stitch takes on the front and back of 13 mesh canvas, plus 30 percent, rounded up for each color.

Thread colors are approximate screen matches to DMC numbers. Check against real thread before you buy.

For your own stitching, gifts and handmade pieces you sell. Do not resell or share this PDF or copies of it.

Corgi Christmas stocking in a red car

Needlepoint pattern

Columns 62 to 143, rows 1 to 71. Start at the red outline

This page is the dark part of the chart



Key

- ● **DMC BLANC** White
- ■ **DMC 336** Navy Blue
- ▲ **DMC 712** Cream
- ★ **DMC 498** Dark Red
- H **DMC 890** Ultra Dark Pistachio Green
- = **DMC 700** Bright Green
- E **DMC 3822** Light Straw
- L **DMC 783** Medium Topaz
- 2 **DMC 703** Chartreuse

Corgi Christmas stocking in a red car

Needlepoint pattern

Columns 61 to 143, rows 72 to 140. Gray squares: charted already, do not stitch again

This page is the dark part of the chart



Key

- ● **DMC BLANC** White
- ■ **DMC 336** Navy Blue
- ◆ **DMC 321** Red
- ★ **DMC 498** Dark Red
- ❖ **DMC 310** Black
- X **DMC 976** Medium Golden Brown
- H **DMC 890**
- \+ **DMC 815** Medium Garnet
- = **DMC 700** Bright Green
- Z **DMC 975** Dark Golden Brown
- A **DMC 312** Very Dark Baby Blue
- V **DMC 322** Dark Baby Blue
- T **DMC 300** Very Dark Mahogany
- S **DMC 318** Light Steel Gray
- K **DMC 3827** Pale Golden Brown
- E **DMC 3822** Light Straw
- C **DMC 739** Ultra Very Light Tan
- P **DMC 842**
- U **DMC 3712** Medium Salmon
- L **DMC 783** Medium Topaz
- 2 **DMC 703** Chartreuse

Corgi Christmas stocking in a red car

Needlepoint pattern

Columns 1 to 72, rows 141 to 234. Gray squares: charted already, do not stitch again

This page is the dark part of the chart



Corgi Christmas stocking in a red car

Needlepoint pattern

Columns 73 to 143, rows 141 to 234. Gray squares: charted already, do not stitch again

This page is the dark part of the chart

