Corgi stocking, snowy garden at dusk

Needlepoint pattern | 143 x 234 stitches | 11 x 18 in (27.9 x 45.7 cm) on 13 mesh | 24 colors



How to stitch it



1. Each square is one tent stitch, up at 1, down at 2. Lines in continental, right to left, the canvas upside down for the next row; wide areas in basketweave.
2. Cut 18 in of thread. Start and end it without a knot left behind.
3. Mark the crossing 2 in from the top and right edges of the canvas. It is the outlined square, top right of page 2, column 143, row 1 (DMC 815): start there. Count threads, not holes.
4. The name first, where you put one on it, then downward, background as you go. Gray squares are on two pages: stitch them once. Empty squares stay bare.
5. Last, two more rows all round, each stitch in the color it lies beside: the seam hides them. Ask your finisher first.

The dashed box on the cuff is the place for a name, and the two red marks are its middle: type one on the pattern's page to have it charted.

First time? How to needlepoint: flossfield.com/needlepoint/guides/how-to-start/
How to read a chart: flossfield.com/needlepoint/guides/how-to-read-a-chart/

What you need

Canvas: blank mono canvas, 13 mesh (13 threads to the inch), cut 15.5 in wide x 22.5 in high (39.4 x 57.2 cm).

Needle: blunt tapestry, size 20. Also masking tape for the cut edges, and small scissors.

Thread: six-strand floss, 24 colors, about 49 skeins in all (an estimate). Stitch with 7 strands (8 if canvas shows).

Make it a stocking: a finisher, who backs and lines it (ask months before Christmas), or backing, lining, cord and a loop to sew it up yourself. How to finish a stocking.

Thread list, DMC

			stitches	skeins
●	**3865**	Winter White	3,216	5
■	**815**	Medium Garnet	2,937	5
▲	**500**	Very Dark Blue Green	1,769	3
◆	**341**	Light Blue Violet	1,757	3
▼	**3747**	Very Light Blue Violet	1,365	3
★	**823**	Dark Navy Blue	1,354	3
❖	**155**	Medium Dark Blue Violet	1,097	3
X	**745**	Light Pale Yellow	903	2
H	**501**	Dark Blue Green	841	2
+	**3824**	Light Apricot	805	2
=	**333**	Very Dark Blue Violet	776	2
Z	**402**	Very Light Mahogany	741	2
A	**300**	Very Dark Mahogany	734	2
V	**3860**	Cocoa	676	1
T	**3746**	Dark Blue Violet	659	2
N	**3776**	Light Mahogany	652	1
S	**321**	Red	489	1
K	**738**	Very Light Tan	484	1
E	**301**	Medium Mahogany	444	1
C	**3371**	Black Brown	401	1
P	**3032**	Medium Mocha Brown	335	1
U	**3727**	Light Antique Mauve	187	1
L	**666**	Bright Red	162	1
2	**3820**	Dark Straw	136	1

Skeins are estimates, with the two extra rows: the thread a stitch takes on the front and back of 13 mesh canvas, plus 30 percent, rounded up for each color.

Thread colors are approximate screen matches to DMC numbers. Check against real thread before you buy.

For your own stitching, gifts and handmade pieces you sell. Do not resell or share this PDF or copies of it.

Corgi stocking, snowy garden at dusk

Needlepoint pattern

Columns 62 to 143, rows 1 to 71. Start at the red outline

This page is the dark part of the chart



Key

- ● **DMC 3865** Winter White
- ■ **DMC 815** Medium Garnet
- ◆ **DMC 341** Light Blue Violet
- ★ **DMC 823** Dark Navy Blue
- ❖ **DMC 155** Medium Dark Blue Violet
- X **DMC 745** Light Pale Yellow
- \+ **DMC 3824** Light Apricot
- = **DMC 333** Very Dark Blue Violet
- V **DMC 3860** Cocoa
- T **DMC 3746** Dark Blue Violet
- P **DMC 3032** Medium Mocha Brown

Corgi stocking, snowy garden at dusk

Needlepoint pattern

Columns 61 to 143, rows 72 to 140. Gray squares: charted already, do not stitch again

This page is the dark part of the chart



Key

- **DMC 3865** Winter White
- **DMC 815** Medium Garnet
- **DMC 500** Very Dark Blue Green
- **DMC 341** Light Blue Violet
- **DMC 3747** Very Light Blue Violet
- **DMC 823** Dark Navy Blue
- **DMC 155** Medium Dark Blue Violet
- **DMC 745** Light Pale Yellow
- **DMC 501** Dark Blue Green
- **DMC 3824** Light Apricot
- **DMC 333** Very Dark Blue Violet
- **DMC 402** Very Light Mahogany
- **DMC 300** Very Dark Mahogany
- **DMC 3860** Cocoa
- **DMC 3746** Dark Blue Violet
- **DMC 321** Red
- **DMC 301** Medium Mahogany
- **DMC 3032** Medium Mocha Brown
- **DMC 3727** Light Antique Mauve
- **DMC 3820** Dark Straw

Corgi stocking, snowy garden at dusk Needlepoint pattern

Columns 1 to 72, rows 141 to 234. Gray squares: charted already, do not stitch again

This page is the dark part of the chart

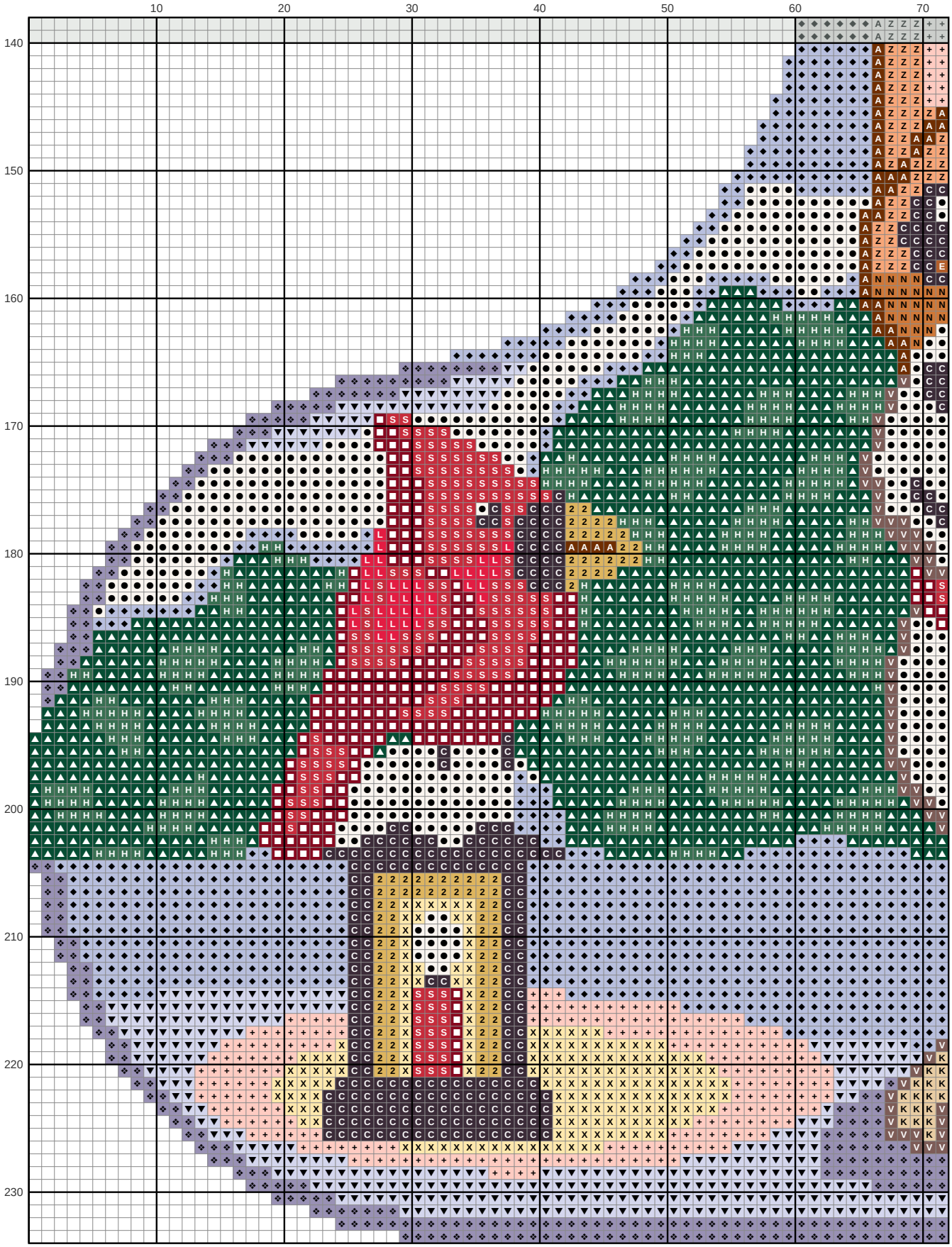

Corgi stocking, snowy garden at dusk Needlepoint pattern

Columns 73 to 143, rows 141 to 234. Gray squares: charted already, do not stitch again

This page is the dark part of the chart

