Stately English house at sunset, deer

Needlepoint pattern | 160 x 120 stitches | 16 x 12 in (40.6 x 30.5 cm) on 10 mesh | 24 colors



Thread key, DMC

			stitches	yards	skeins
●	739	Ultra Very Light Tan	2,113	27	4
■	3855	Light Autumn Gold	1,545	20	3
▲	161	Gray Blue	1,497	19	3
◆	3042	Light Antique Violet	1,288	16	2
▼	155	Medium Dark Blue Violet	1,268	16	2
★	936	Very Dark Avocado Green	1,249	16	2
❖	778	Very Light Antique Mauve	1,133	14	2
X	934	Black Avocado Green	1,096	14	2
O	3828	Hazelnut Brown	993	13	2
+	469	Avocado Green	913	12	2
=	3041	Medium Antique Violet	872	11	2
Z	3346	Hunter Green	833	11	2
A	158	Medium Very Dark Cornflower Blue	726	9	2
V	3740	Dark Antique Violet	675	9	2
T	3856	Ultra Very Light Mahogany	652	9	1
N	437	Light Tan	619	8	1
S	470	Light Avocado Green	453	6	1
K	434	Light Brown	347	5	1
E	3371	Black Brown	306	4	1
C	801	Dark Coffee Brown	181	3	1
P	436	Tan	140	2	1
U	3853	Dark Autumn Gold	130	2	1
L	3825	Pale Pumpkin	101	2	1
2	743	Medium Yellow	70	1	1

One chart square is one tent stitch over one canvas intersection.

Cut the canvas at least 20 x 16 in (50.8 x 40.6 cm) for 10 mesh: the design and 2 in (5.1 cm) of margin on every side.

19,200 stitches in all. Start from the center: a red arrow above the chart marks the center column, and one to the left of it the center row. The arrows are on the pages those lines cross.

The chart is divided evenly over 4 pages. Pages 2, 3, 4 and 5 are turned on their side, for a part that is wider than it is tall. Where chart pages join, gray squares repeat two rows or columns. The small picture at the top of each chart page shows which part it is.

Thread: pearl cotton size 3, 2 strands in the needle on 10 mesh, about 42 skeins of 16.4 yd in all. Or six-strand floss, 8 to 10 strands, about 57 skeins of 8.7 yd; or tapestry wool, 1 strand, about 40 skeins of 8.7 yd; or Persian wool, 3 strands, about 43 skeins of 8 yd. Wool is numbered differently: match it by eye. Needle: tapestry, size 16 or 18.

Yards and skeins are estimates: the thread a stitch takes on the front and back of 10 mesh canvas, plus 30 percent, rounded up for each color (about 249 yards in all, as the thread lies in the needle).

Thread colors are approximate screen matches to DMC numbers. Check against real thread before you buy.

Make it a pillow: also have backing fabric, an insert the size of the stitching or an inch larger, and cord or piping for the edge. The seam takes the last two rows: stitch two extra rows all round, or keep the edge plain. "How to finish a pillow" is a guide linked from this pattern's page.

For your own stitching, gifts and handmade pieces you sell. Do not resell or share this PDF or copies of it.

Stately English house at sunset, deer

Needlepoint pattern

Chart 1 of 4: columns 1 to 80, rows 1 to 60

This page is the dark part of the chart



Stately English house at sunset, deer

Needlepoint pattern

Chart 2 of 4: columns 81 to 160, rows 1 to 60; gray squares repeat columns 79 and 80

This page is the dark part of the chart



Stately English house at sunset, deer

Needlepoint pattern

Chart 3 of 4: columns 1 to 80, rows 61 to 120; gray squares repeat rows 59 and 60

This page is the dark part of the chart



Stately English house at sunset, deer

Needlepoint pattern

Chart 4 of 4: columns 81 to 160, rows 61 to 120; gray squares repeat columns 79 and 80 and rows 59 and 60

This page is the dark part of the chart

