Crane and wisteria room divider panel

Needlepoint pattern | 160 x 320 stitches | 16 x 32 in (40.6 x 81.3 cm) on 10 mesh | 24 colors



How to read the chart



1. Each square is one tent stitch, up at 1, down at 2: basketweave for the background, continental for lines.
2. Bind the edges. Cut 18 in of thread; start and end it without a knot left behind.
3. Mark the middle of the canvas. It is the outlined square on page 5 (DMC 3799): start there. Count threads, not holes.
4. Picture first, then border, background last. Gray squares are on two pages: stitch them once.
5. A heavier line stands every ten squares: count by them.
6. When it is done, block it square.

flossfield.com/needlepoint/guides/how-to-read-a-chart/

You will need

Canvas: blank mono canvas, 10 mesh (10 threads to the inch), cut 20 x 36 in (50.8 x 91.4 cm).

Needle: tapestry, size 16 or 18. Also masking tape for the cut edges, and small scissors.

Thread: pearl cotton size 3, 2 strands in the needle, about 90 skeins in all (an estimate).

Put it in a screen: a screen with a panel this size, acid-free board and backing. Measure the panel before you stitch. Stitch two extra rows all round, carrying the colors of the edge on: the edge of the screen's frame covers them. With those rows, each stitch in the color it lies beside, it takes 16 skeins of DMC 834, not 15; 8 of DMC 3810, not 7; 3 of DMC 3808, not 2; 3 of DMC 502, not 2; 2 of DMC 208, not 1.
How to frame needlepoint.

Thread list, DMC

			stitches	skeins
●	834	Very Light Golden Olive	9,888	15
■	676	Light Old Gold	7,550	12
▲	3810	Dark Turquoise	4,472	7
◆	3865	Winter White	4,085	7
▼	3799	Very Dark Pewter Gray	4,073	7
★	503	Medium Blue Green	2,416	4
❖	29	Eggplant	2,172	4
X	927	Light Gray Green	1,677	3
O	833	Light Golden Olive	1,654	3
+	928	Very Light Gray Green	1,573	3
=	501	Dark Blue Green	1,393	3
Z	3808	Ultra Very Dark Turquoise	1,304	2
A	502	Blue Green	1,260	2
V	210	Medium Lavender	1,094	2
T	340	Medium Blue Violet	1,053	2
N	840	Medium Beige Brown	975	2
S	211	Light Lavender	834	2
K	3746	Dark Blue Violet	829	2
E	3781	Dark Mocha Brown	772	2
C	414	Dark Steel Gray	726	2
P	208	Very Dark Lavender	659	1
U	504	Very Light Blue Green	321	1
L	926	Medium Gray Green	312	1
2	350	Medium Coral	108	1

Skeins are estimates: the thread a stitch takes on the front and back of 10 mesh canvas, plus 30 percent, rounded up for each color.
Thread colors are approximate screen matches to DMC numbers. Check against real thread before you buy.
For your own stitching, gifts and handmade pieces you sell. Do not resell or share this PDF or copies of it.

Crane and wisteria room divider panel

Needlepoint pattern

Chart 1 of 9: columns 1 to 80, rows 1 to 74

This page is the dark part of the chart



Key

- ● **DMC 834** Very Light Golden Olive
- ■ **DMC 676** Light Old Gold
- ▼ **DMC 3799** Very Dark Pewter Gray
- ★ **DMC 503** Medium Blue Green
- ❖ **DMC 29** Eggplant
- O **DMC 833** Light Golden Olive
- = **DMC 501** Dark Blue Green
- A **DMC 502** Blue Green
- V **DMC 210** Medium Lavender
- N **DMC 840** Medium Beige Brown
- S **DMC 211** Light Lavender
- E **DMC 3781** Dark Mocha Brown
- P **DMC 208** Very Dark Lavender

Crane and wisteria room divider panel

Needlepoint pattern

Chart 2 of 9: columns 81 to 160, rows 1 to 74. Gray squares repeat columns 79 and 80: do not stitch them twice

This page is the dark part of the chart



Key

- ● **DMC 834** Very Light Golden Olive
- ■ **DMC 676** Light Old Gold
- ◆ **DMC 3865** Winter White
- ▼ **DMC 3799** Very Dark Pewter Gray
- ★ **DMC 503** Medium Blue Green
- ❖ **DMC 29** Eggplant
- X **DMC 927** Light Gray Green
- O **DMC 833** Light Golden Olive
- \+ **DMC 928** Very Light Gray Green
- = **DMC 501** Dark Blue Green
- A **DMC 502** Blue Green
- V **DMC 210** Medium Lavender
- N **DMC 840** Medium Beige Brown
- S **DMC 211** Light Lavender
- E **DMC 3781** Dark Mocha Brown
- P **DMC 208** Very Dark Lavender
- L **DMC 926** Medium Gray Green

Crane and wisteria room divider panel

Needlepoint pattern

This page is the dark part of the chart

Chart 3 of 9: columns 1 to 54, rows 75 to 176. Gray squares repeat rows 73 and 74: do not stitch them twice



Key

- ● **DMC 834** Very Light Golden Olive
- ■ **DMC 676** Light Old Gold
- ◆ **DMC 3865** Winter White
- ▼ **DMC 3799** Very Dark Pewter Gray
- ❖ **DMC 29** Eggplant
- O **DMC 833** Light Golden Olive
- = **DMC 501** Dark Blue Green
- A **DMC 502** Blue Green
- V **DMC 210** Medium Lavender
- N **DMC 840** Medium Beige Brown
- S **DMC 211** Light Lavender
- E **DMC 3781** Dark Mocha Brown
- P **DMC 208** Very Dark Lavender
- 2 **DMC 350** Medium Coral

Crane and wisteria room divider panel Needlepoint pattern

This page is the dark part of the chart

Chart 4 of 9: columns 55 to 107, rows 75 to 176. Start at the red outline. Gray squares repeat columns 53 and 54 and rows 73 and 74: do not stitch th



Key

●	DMC 834	Very Light Golden Olive
■	DMC 676	Light Old Gold
◆	DMC 3865	Winter White
▼	DMC 3799	Very Dark Pewter Gray
X	DMC 927	Light Gray Green
O	DMC 833	Light Golden Olive
+	DMC 928	Very Light Gray Green
N	DMC 840	Medium Beige Brown
E	DMC 3781	Dark Mocha Brown
L	DMC 926	Medium Gray Green
2	DMC 350	Medium Coral

Crane and wisteria room divider panel

Needlepoint pattern

This page is the dark part of the chart

Chart 5 of 9: columns 108 to 160, rows 75 to 176. Gray squares repeat columns 106 and 107 and rows 73 and 74: do not stitch them twice



Key

●	DMC 834	Very Light Golden Olive
■	DMC 676	Light Old Gold
◆	DMC 3865	Winter White
▼	DMC 3799	Very Dark Pewter Gray
❖	DMC 29	Eggplant
X	DMC 927	Light Gray Green
O	DMC 833	Light Golden Olive
+	DMC 928	Very Light Gray Green
=	DMC 501	Dark Blue Green
V	DMC 210	Medium Lavender
S	DMC 211	Light Lavender
C	DMC 414	Dark Steel Gray
P	DMC 208	Very Dark Lavender
L	DMC 926	Medium Gray Green

Crane and wisteria room divider panel Needlepoint pattern

This page is the dark part of the chart

Chart 6 of 9: columns 1 to 80, rows 177 to 248. Gray squares repeat rows 175 and 176: do not stitch them twice



Key

- ● **DMC 834** Very Light Golden Olive
- ■ **DMC 676** Light Old Gold
- ◆ **DMC 3865** Winter White
- ▼ **DMC 3799** Very Dark Pewter Gray
- ★ **DMC 503** Medium Blue Green
- ❖ **DMC 29** Eggplant
- X **DMC 927** Light Gray Green
- O **DMC 833** Light Golden Olive
- \+ **DMC 928** Very Light Gray Green
- = **DMC 501** Dark Blue Green
- A **DMC 502** Blue Green
- T **DMC 340** Medium Blue Violet
- K **DMC 3746** Dark Blue Violet
- L **DMC 926** Medium Gray Green

Crane and wisteria room divider panel

Needlepoint pattern

This page is the dark part of the chart

Chart 7 of 9: columns 81 to 160, rows 177 to 248. Gray squares repeat columns 79 and 80 and rows 175 and 176: do not stitch them twice



Key

- ● **DMC 834** Very Light Golden Olive
- ■ **DMC 676** Light Old Gold
- ◆ **DMC 3865** Winter White
- ▼ **DMC 3799** Very Dark Pewter Gray
- ★ **DMC 503** Medium Blue Green
- ❖ **DMC 29** Eggplant
- X **DMC 927** Light Gray Green
- O **DMC 833** Light Golden Olive
- \+ **DMC 928** Very Light Gray Green
- = **DMC 501** Dark Blue Green
- A **DMC 502** Blue Green
- T **DMC 340** Medium Blue Violet
- N **DMC 840** Medium Beige Brown
- K **DMC 3746** Dark Blue Violet
- E **DMC 3781** Dark Mocha Brown
- C **DMC 414** Dark Steel Gray
- L **DMC 926** Medium Gray Green

Crane and wisteria room divider panel

Needlepoint pattern

Chart 8 of 9: columns 1 to 80, rows 249 to 320. Gray squares repeat rows 247 and 248: do not stitch them twice

This page is the dark part of the chart

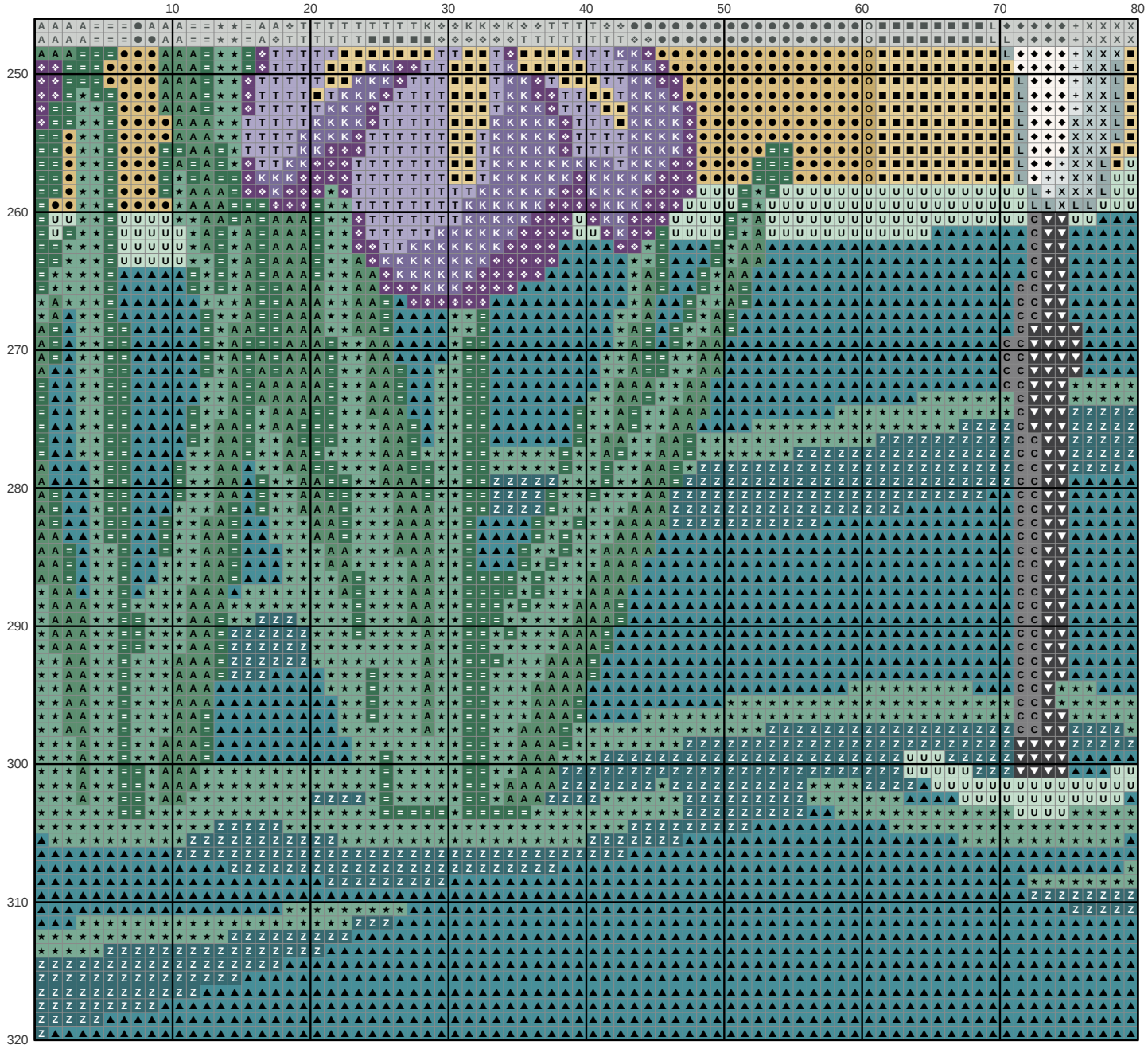

Key

- ● **DMC 834** Very Light Golden Olive
- ■ **DMC 676** Light Old Gold
- ▲ **DMC 3810** Dark Turquoise
- ◆ **DMC 3865** Winter White
- ▼ **DMC 3799** Very Dark Pewter Gray
- ★ **DMC 503** Medium Blue Green
- ❖ **DMC 29** Eggplant
- X **DMC 927** Light Gray Green
- O **DMC 833** Light Golden Olive
- \+ **DMC 928** Very Light Gray Green
- = **DMC 501** Dark Blue Green
- Z **DMC 3808** Ultra Very Dark Turquoise
- A **DMC 502** Blue Green
- T **DMC 340** Medium Blue Violet
- K **DMC 3746** Dark Blue Violet
- C **DMC 414** Dark Steel Gray
- U **DMC 504** Very Light Blue Green
- L **DMC 926** Medium Gray Green

Crane and wisteria room divider panel

Needlepoint pattern

Chart 9 of 9: columns 81 to 160, rows 249 to 320. Gray squares repeat columns 79 and 80 and rows 247 and 248: do not stitch them twice

This page is the dark part of the chart



Key

- ● **DMC 834** Very Light Golden Olive
- ■ **DMC 676** Light Old Gold
- ▲ **DMC 3810** Dark Turquoise
- ▼ **DMC 3799** Very Dark Pewter Gray
- ★ **DMC 503** Medium Blue Green
- ❖ **DMC 29** Eggplant
- X **DMC 927** Light Gray Green
- O **DMC 833** Light Golden Olive
- \+ **DMC 928** Very Light Gray Green
- = **DMC 501** Dark Blue Green
- Z **DMC 3808** Ultra Very Dark Turquoise
- A **DMC 502** Blue Green
- T **DMC 340** Medium Blue Violet
- K **DMC 3746** Dark Blue Violet
- C **DMC 414** Dark Steel Gray
- U **DMC 504** Very Light Blue Green
- L **DMC 926** Medium Gray Green